


Zana Konçi Evis Spahiu Edi Puka Ramadan Limani

Matematika 1a

Matematika
1a



BOTIME

pegi

ISBN: 978-9951-786-99-7



9 789951 786997

BASHKË ME FLETOREN E PUNËS

Zana Konçi Evis Spahiu Edi Puka Ramadan Limani

MATEMATIKA 1a

Për klasën e parë të arsimit 9-vjeçar

BOTIME



Prishtinë, 2023



BOTIME



Drejtoi botimin: Arlinda RRUSHI
Recensentë të MASHTI-t:
Redaktore: Brunilda MENO, Aida BARO
Korrektore letrare: Oriada DAJKO
Paraqitja grafike: Elidor KRUJA, Florinda ZONJA
Kopertina: Florinda ZONJA
Shtypi: Shtypshkronja Pegi, Lundër, Tiranë
ISBN: 978-9951-786-99-7

© Botime Pegi sh.p.k, dega në Kosovë, gusht 2023
Të gjitha të drejtat për këtë botim në gjuhën shqipe janë tërësisht të zotëruara nga Botime Pegi shpk. Ndalohet çdo riprodhim, fotokopjim, përshtatje, shfrytëzim ose çdo formë tjetër qarkullimi tregtar, pjesërisht ose tërësisht, pa miratimin paraprak nga botuesi.

Botime Pegi: cel: +355 069 40 075 02;
e-mail: botimepegi@botimepegi.al; web: www.botimepegi.al
Spektori i shpërndarjes: cel: +355 069 20 267 73; 069 40 106 88;
e-mail: marketing@botimepegi.al
Shtypshkronja Pegi: cel: +355 069 40 075 01;
e-mail: shtypshkronjapegi@yahoo.com

HYRJE

Matematika 1 është libri i parë shkollor, me të cilin nxënësit do të nisnin udhëtimin e tyre në lëndën e matematikës.

Njohuritë matematikore të klasës së parë shtrihen në dy libra: **Matematika 1a** dhe **Matematika 1b**.

Në secilin nga këta libra është ndërthurur libri bazë dhe **Fletorja e punës**.

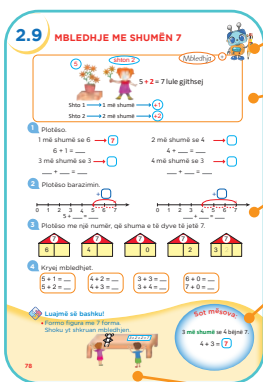
Në librin **Matematika 1a** trajtohen këto njohuri:

- Numrat dhe numërimi deri në 20;
- Mbledhja e numrave deri në 10;
- Zbritja e numrave deri në 10.

Në këtë libër, konceptet matematikore janë dhënë në mënyrë të qartë dhe të kuptueshme për nxënësit, duke ndërthurur figurat, ngjyrat, numrat dhe simbolet në funksion të përmbajtjes së lëndës.

Në faqet e këtij libri do të gjeni:

Libri bazë



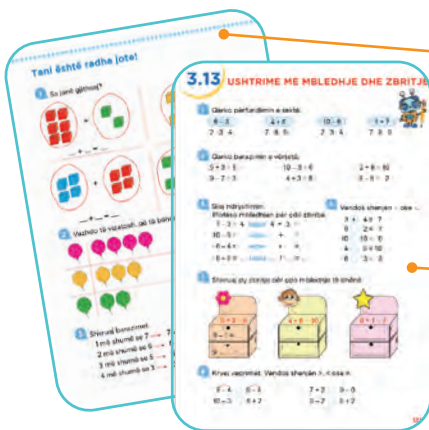
Roboti do të jetë bashkudhëtar i nxënësve.

Shpjegimi i njohurive të reja.

Ushtrime për përvetësimin e njohurive të reja.

Nxënësit bëhen të vetëdijshëm për njohuritë që mësuajnë.

Loja mësimore është në funksion të përvetësimit të njohurive të reja. Gjatë lojës, fëmijët mësojnë dhe zbatimin.



Në këto faqe, nxënësit ushtrohen për të qenë të pavarur dhe për të fituar aftësitë dhe shprehitë e duhura për njohuritë matematikore.

Në këto faqe, nxënësit përsëritin dhe përforcojnë njohuritë.



Në këto faqe, zgjidhja e problemave i ndihmon nxënësit në situata të ndryshme të jetës së përditshme.

Në këto faqe, nxënësit ushtrohen dhe zbatimin, duke ngjyrosur, zbuluar dhe krijuar.

Përmbajtje

Hyrje 3

1. NUMRAT DHE NUMËRIMI DERI NË 10

1.1 Unë do të mësoj.....	8
1.2 Kuptimi për numrat 1 dhe 2.....	10
1.3 Numrat 1 dhe 2.....	12
1.4 Kuptimi për numrin 3	14
1.5 Numri 3	16
1.6 Kuptimi për numrin 4	18
1.7 Numri 4	20
1.8 Kuptimi për numrin 5	22
1.9 Numri 5	24
1.10 Më shumë, më pak.....	26
1.11 Numri zero	28
1.12 Kuptimi për numrin 6	30
1.13 Numri 6	32
1.14 Kuptimi për numrin 7	34
1.15 Numri 7	36
1.16 Kuptimi për numrin 8.....	38
1.17 Numri 8.....	40
1.18 Kuptimi për numrin 9.....	42
1.19 Numri 9.....	44
1.20 Kuptimi për numrin 10	46
1.21 Numri 10.....	48
1.22 Një më shumë, një më pak.....	50
1.23 Numri para. Numri pas	52
1.24 Numri ndërmjet.....	54
1.25 Rendi i numrave.....	56
1.26 Krahasimi i numrave.....	58
1.27 Krahasimi i numrave	60

2. MBLEDHJA E NUMRAVE ME SHUMË DERI NË 10

2.1 Mbledhje me shumën deri në 4.....	62
2.2 Mbledhje me shumën deri në 4	64
2.3 Mbledhje me shumën 5	66
2.4 Mbledhje me shumën 5	68
2.5 Ndërrojmë vendet e mbledhorëve.....	70
2.6 Mbledhje me shumën 6.....	72
2.7 Mbledhje me shumën 6	74
2.8 Mbledhje me shumën 7	76
2.9 Mbledhje me shumën 7	78
2.10 Mbledhje me shumën 8	80
2.11 Mbledhje me shumën 8.....	82
2.12 Mbledhje me shumën 9	84
2.13 Mbledhje me shumën 9	86
2.14 Mbledhje me shumën 10.....	88
2.15 Mbledhje me shumën 10.....	90
2.16 Mbledhje deri në 10	92
2.17 Mbledhje deri në 10	93
2.18 Mbledhje deri në 10	95
2.19 Problema.....	96
2.20 Problema	97
2.21 Mbledhje deri në 10	98

3. ZBRITJA E NUMRAVE BRENDË 10

3.1 Zbritje nga numri 3	100
3.2 Zbritje nga numri 4	102
3.3 Zbritje nga numri 5.....	104
3.4 Zbritje deri në 5.....	106
3.5 Zbritje nga numri 6	108
3.6 Zbritje nga numri 7	110
3.7 Zbritje deri në 7	112
3.8 Zbritje nga numri 8	114
3.9 Zbritje nga numri 9	116

3.10 Zbritje nga numri 10	118
3.11 Ushtrime me zbritje	120
3.12 Ushtrime me zbritje	121
3.13 Ushtrime me mbledhje dhe zbritje	123
3.14 Problema me zbritje	125
3.15 Problema	127
3.16 Mbledhje dhe zbritje deri në 10.....	128

4. NUMRAT DHE NUMËRIMI DERI NË 20


4.1 Numrat deri në 15.....	130
4.2 Numrat deri në 15	132
4.3 Numrat deri në 15	134
4.4 Problema	136
4.5 Numrat deri në 20.....	137
4.6 Numrat deri në 20.....	139
4.7 Dhjetëshe dhe njëshe	141
4.8 Dhjetëshe dhe njëshe.....	142
4.9 Problema	144
4.10 Para... Pas... Ndërmjet.....	145
4.11 Krahasimi i numrave	148
4.12 Krahasimi i numrave	149
4.13 Numërimi duke shtuar	151
4.14 Numërimi duke hequr.....	152
4.15 Numërimi deri në 20	153

Fjalori	155
----------------------	-----

Referenca

1

NUMRAT DHE NUMËRIMI DERI NË 10



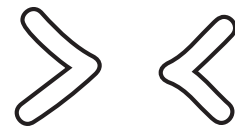
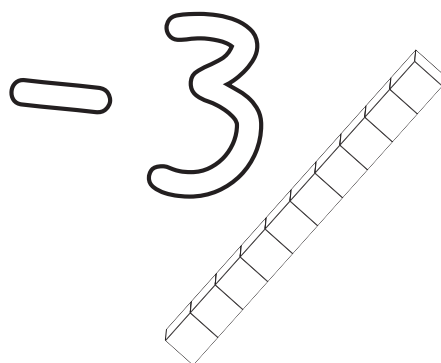
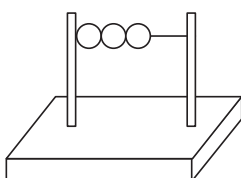
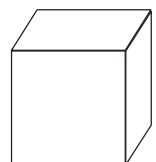
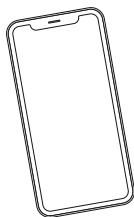
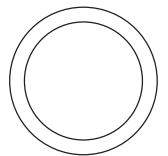
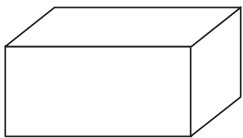
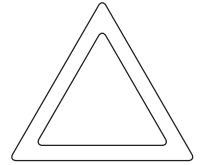


1 Shiko figurat e pangjyrosura. Trego çfarë di për secilën prej tyre. Më pas, ngjyrosi ato sipas dëshirës.

Shiko grupet e figurave brenda rrethit. Sa fëmijë janë aty? Po kafshë, sa janë? Gjej sa figura janë në grupet e tjera.











NUMRA

1 = + 2



Tani është radha jote!

1 Numëro figurat e njëta të çdo grupi. Lidh secilin grup figurash me një nga drejtkëndëshat me pika.









1.2

KUPTIMI PËR NUMRAT 1 DHE 2



→ Trego për familjen tënde.

Familja

djali
nëna
babai
gjyshi
gjyshja
vajza

1

2

1 Lidh me vijë figurën me numrin e duhur.








1

2

1

1


2

1


2 Ngjyros aty ku ka 1 ose 2 figura.




3 Vizato aq figura sa tregon numri në kutizë.




1



2




2



1



Luajmë së bashku!



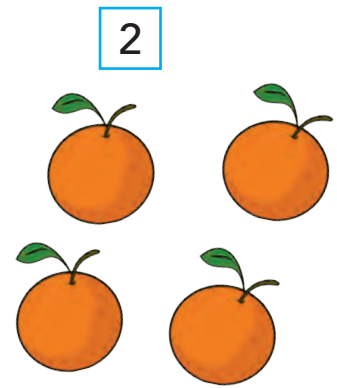
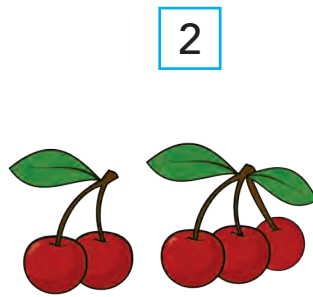

Sot mësova:

1 → ● NJË



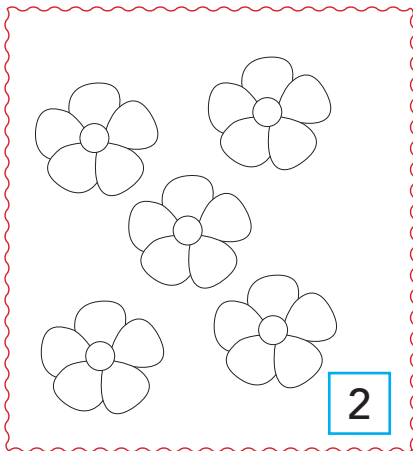
2 → ● ● DY

Tani është radha jote!

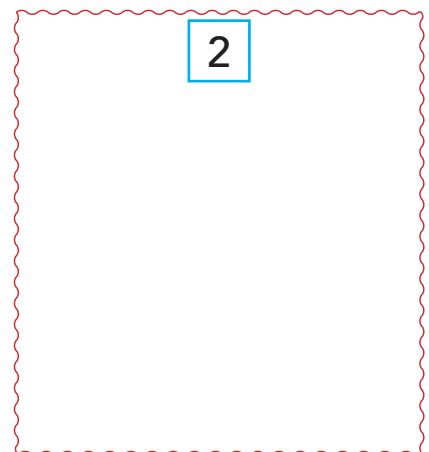
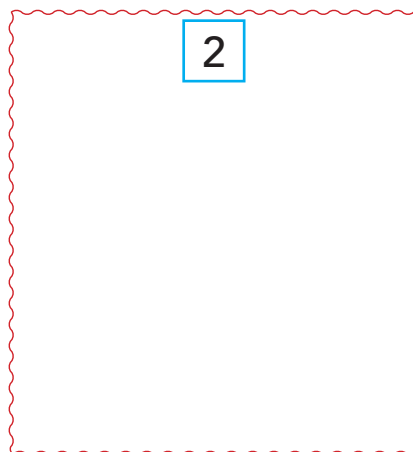

1 Rretho 1 ose 2 fruta në çdo grup.



2 Ngjyros 1 ose 2 figura në çdo rrethim.



3 Zgjidh figura që dëshiron dhe vizatoji ato.




1.3

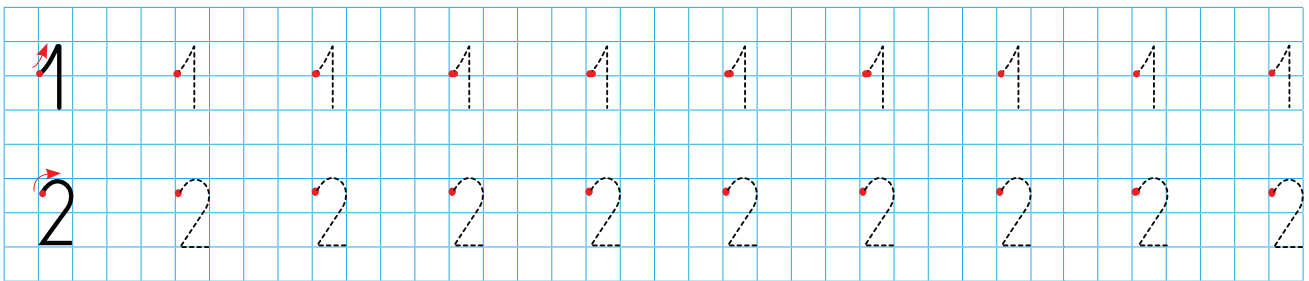
NUMRAT 1 DHE 2




→ Sa djem janë? Po vajza, sa janë? Vazhdo të tregosh sa janë edhe për figurat e tjera.



1 Bashko pikat për të shkruar numrat 1 dhe 2.



2 Vizato figura sipas udhëzimeve.

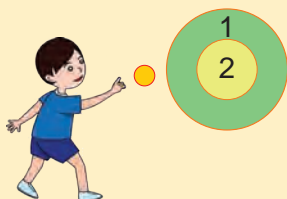


3 Ngjyros veshjet. Plotëso kutizat me numra.



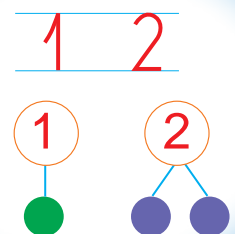
Luajmë së bashku!

• Hidhe topin. Sa pikë fitove? Vizato aq figura sa numri i pikëve që fitove.



1	2
---	---

Sot mësova:



Tani është radha jote!

1 Shkruaj numrat sipas modelit.

1	1	1	1	1	1	1	1
1	/	/	/	/	/	/	/
1


2	2	2	2	2	2	2	2
2	~	~	~	~	~	~	~
2

2 Shkruaj numrat sipas radhës së dhënë.


1	2	1	2	1	2	1	2
1							
1							

1.4

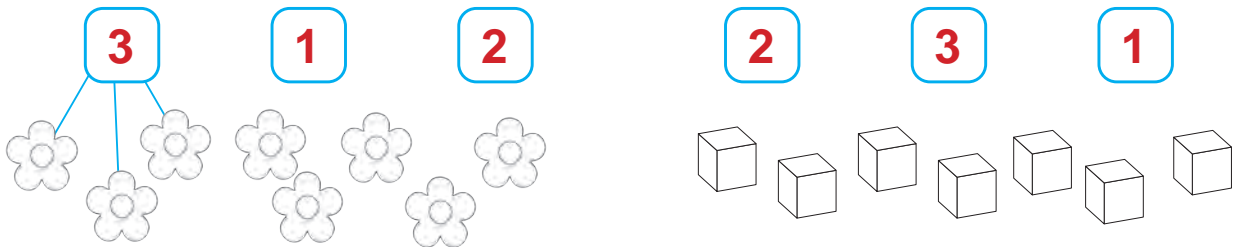
KUPTIMI PËR NUMRIN 3



→ Trego për lodrat e tua.



1 Lidh aq figura sa duhen me çdo numër.

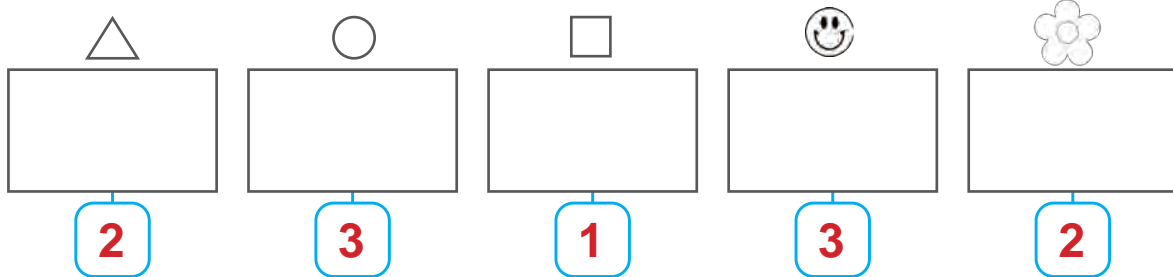


• Ngjyros në çdo grup: 3 → 2 → 1 →

2 Numëro figurat dhe shëno numrat që gjen.



3 Vizato figura aq sa tregon numri dhe ngjyrosi ato.



Luajmë së bashku duke u hedhur!



i pari



e dyta


Sot mësova:

3 → ● ● ●

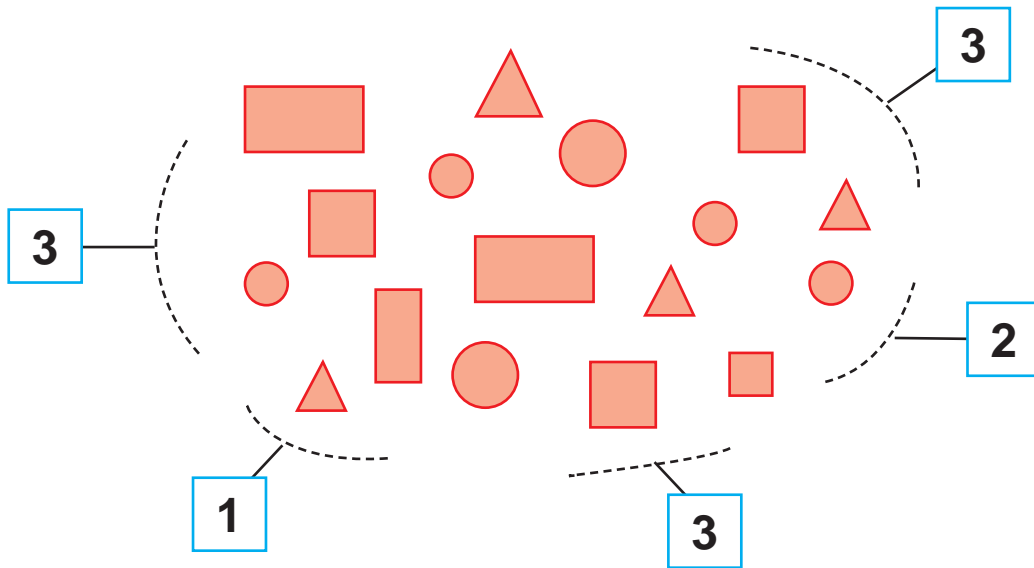
3 → TRE

Tani është radha jote!




1 Ngjyros grupin që ka 3 figura.



2 Rretho 1, 2 dhe 3 figura.




3 Vizato figura dhe ngjyrosi sipas dëshirës.

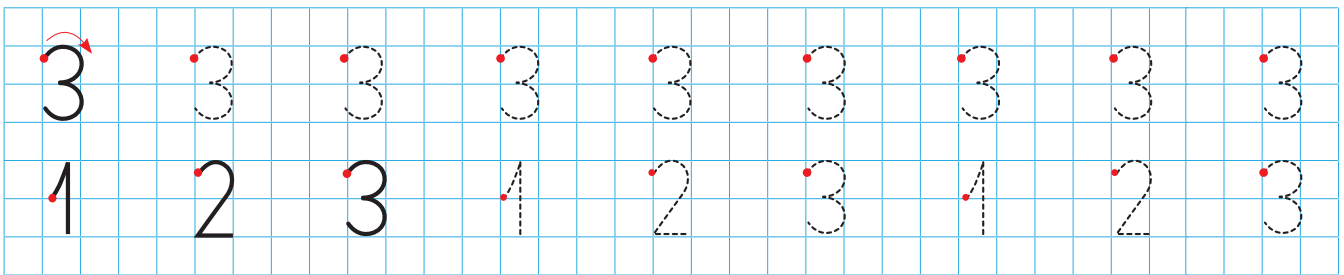




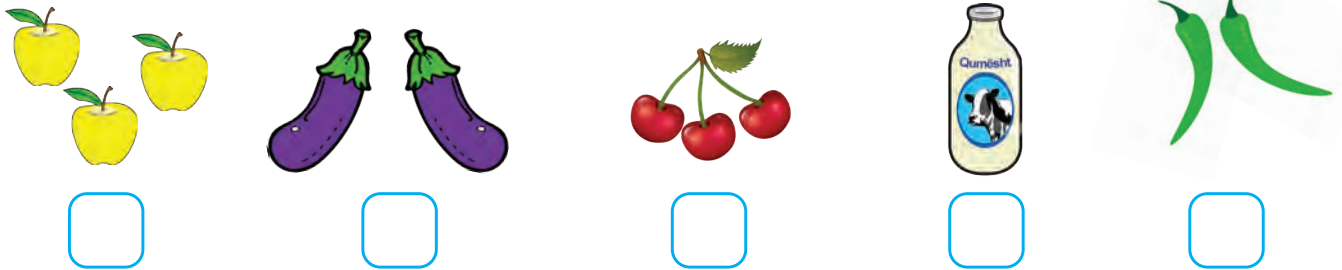
→ Frutat, perimet dhe bulmeti janë ushqime të shëndetshme. Çfarë di ti për to? Sa mollë janë? Gjej sa fruta, perime dhe shishe qumështi janë në çdo grup.




1 Shkruaj numrat.



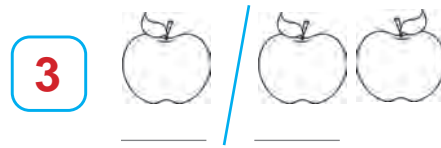
2 Shëno numrin për çdo grup figurash.



3 Plotëso si në shembullin e dhënë, për të treguar si formohet numri 3.




3 → 2 dhe 1



3 → _____ dhe _____



Luajmë së bashku!



Sot mësova:

3 3 3



Tani është radha jote!

1 Shkruaj numrin 3 sipas modelit.

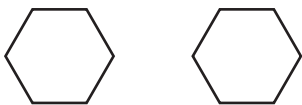
3	3	3	3	3	3	3	3	3
3
3
3

2 Shkruaj numrat sipas radhës.

1	2	3	1	2	3	1	2	3
1
3	2	1
3	2	1

3 Ngjyros grupet e figurave, duke përdorur:

dy ngjyra



2 → 1 edhe _

dy ngjyra



3 → _ edhe _

tri ngjyra



3 → _ edhe _ edhe _

1.6

KUPTIMI PËR NUMRIN 4

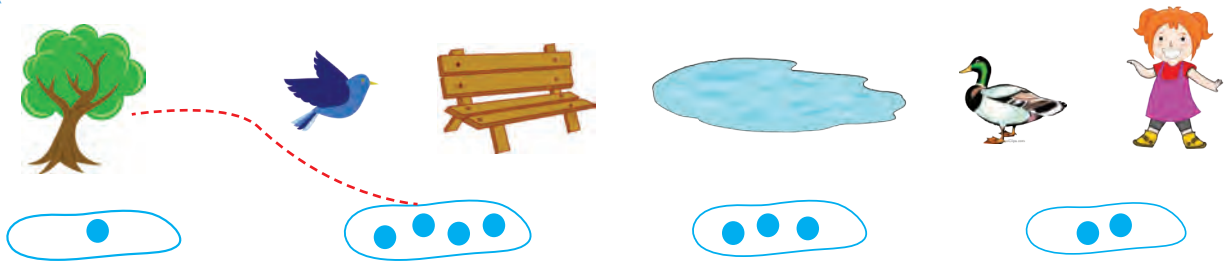


→ Fëmijët po luajnë në natyrë. Po ty, të pëlqen natyra? Trego çfarë di për të.


Sa fëmijë janë në park? Trego sa janë edhe për figurat e tjera.




1 Lidh me vijë, duke parë figurën më lart.



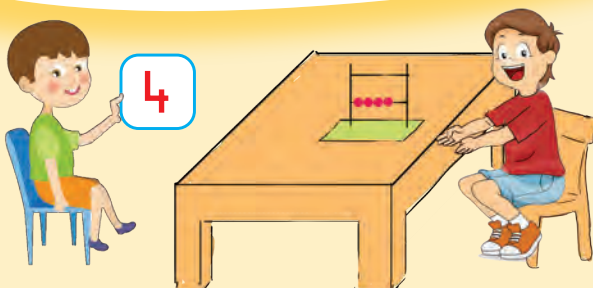
2 Sa lule të kuqe janë?



3 Vizato.



Luajmë së bashku!






Sot mësova:

4 → ● ● ● ●

4 → KATËR

Tani është radha jote!

1 Ngjyros 4 figura në çdo grup.



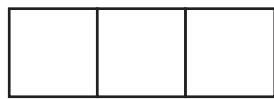
2 Vizato aq figura sa tregon numri dhe ngjyrosi ato.



2	
4	

4	
3	

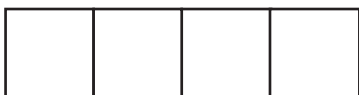
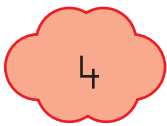
3 Ngjyros duke përdorur dy ngjyra në çdo figurë. Trego si formohen numrat.




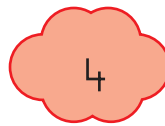
3 → ___ edhe ___



3 → ___ edhe ___



4 → ___ edhe ___



4 → ___ edhe ___



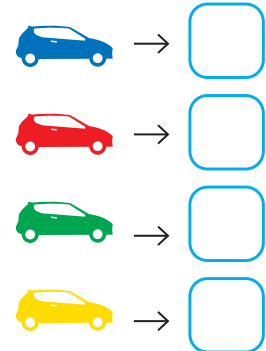

4 → ___ edhe ___

1.7

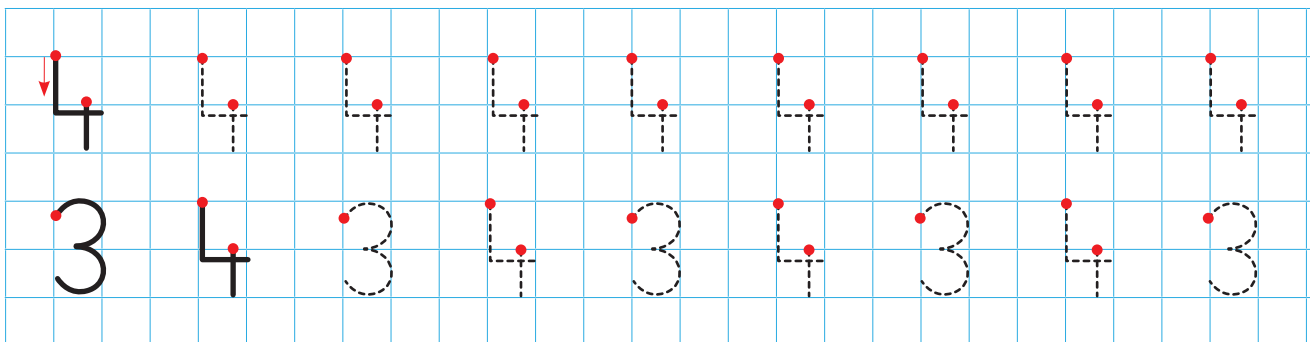
NUMRI 4



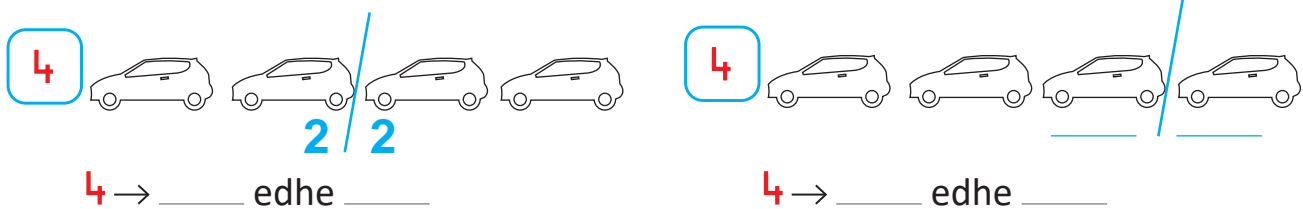
1 Numëro makinat. Shëno numrat që gjete.



2 Shkruaj numrat.





3 Ngjyros makinat me dy ngjyra, për të treguar si formohet numri 4.



• Përdor kube për të formuar numrin 4 me dy grupe kubesh.

4 Plotëso.



Luajmë së bashku!

• Zgjidh një letër me numrat nga 1 deri në 4. Vendosi në radhë me shokët, për të renditur numrat si në figurë.



Sot mësova:

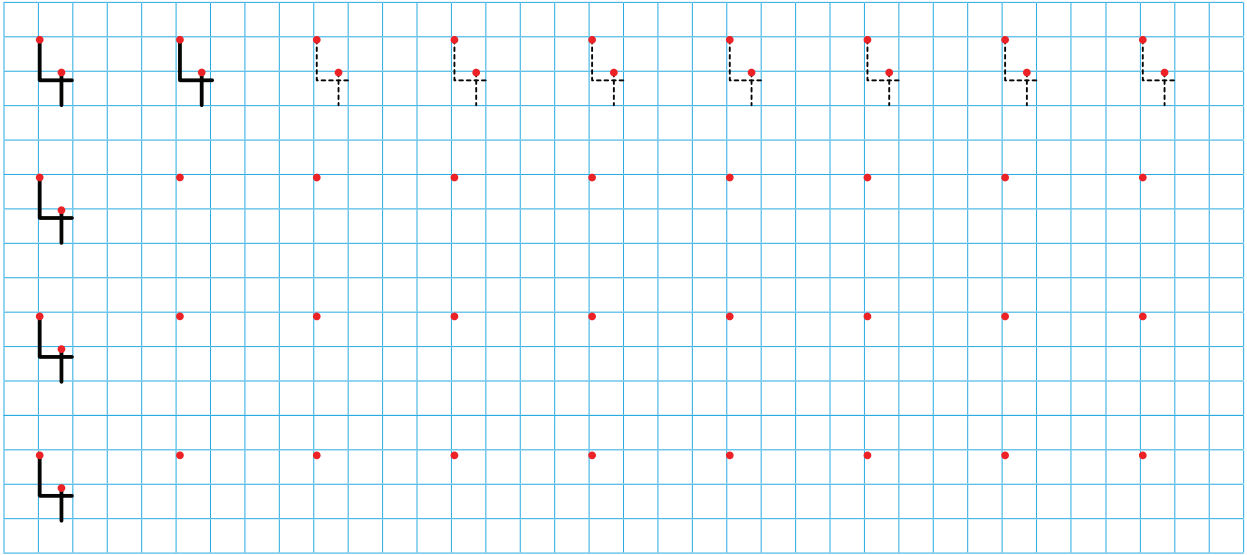
4 4 4

4 4 4

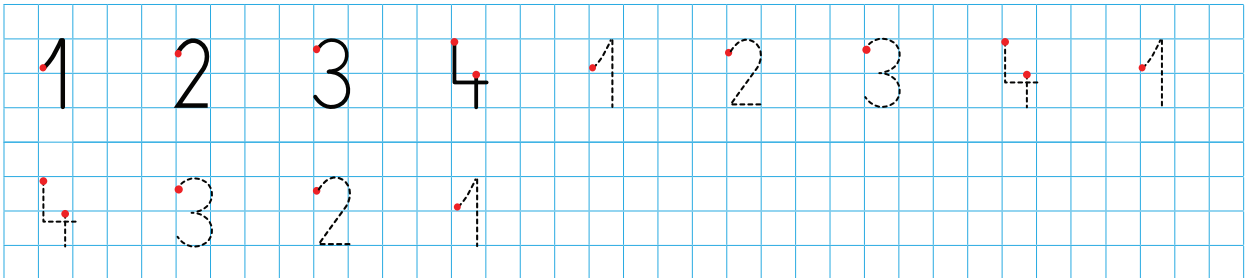
2 2 3 1 1 3

Tani është radha jote!

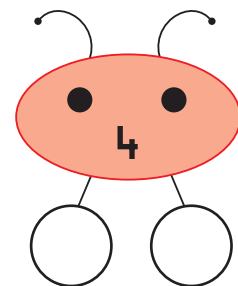
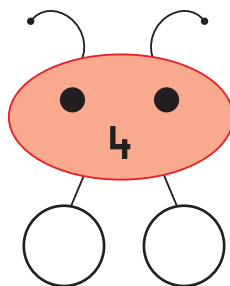
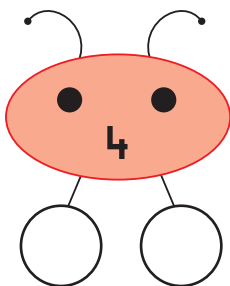
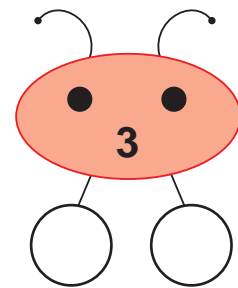
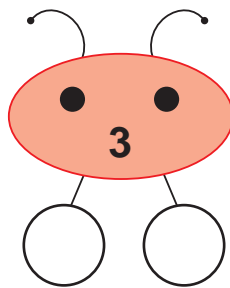
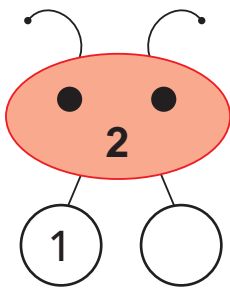
1 Shkruaj numrin 4 sipas modelit.



2 Shkruaj numrat sipas radhës.




3 Si formohet secili nga numrat në gojën e bletëzës? Plotëso me numrat 1, 2 ose 3.



1.8

KUPTIMI PËR NUMRIN 5



→ Trego çfarë di për mjetet e udhëtimit. Sa biçikleta janë? Gjej sa mjete udhëtimi janë në çdo grup.

Mjete udhëtimi

1 2 3 4 5

5

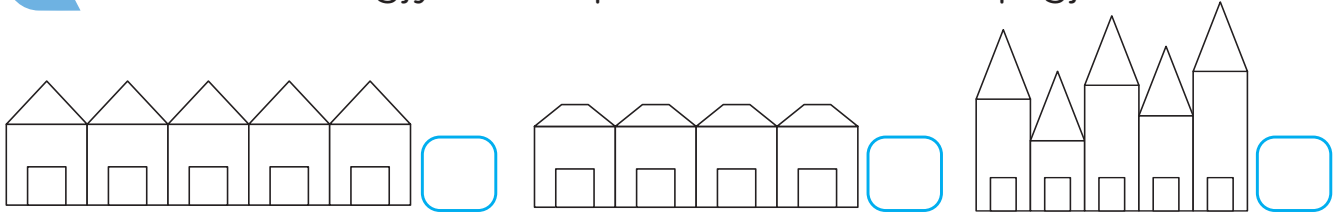
1 Lidh me vijë grupet e figurave me numrat e dhënë.



4
5
3



2 Numëro dhe ngjyros shtëpitë. Shëno numrat që gjeje.



3 Vizato sipas modelit të dhënë.



Luajmë së bashku!



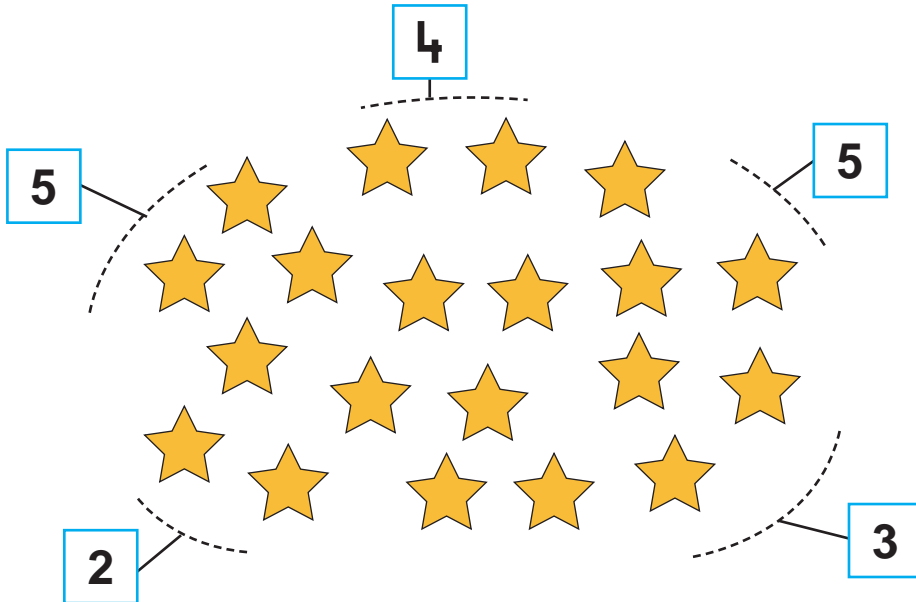
Sot mësova:

5 → ● ● ● ● ●


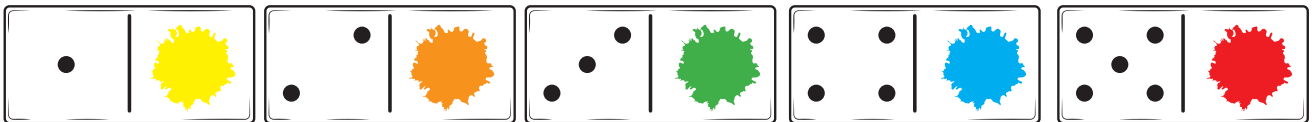
5 → PESË

Tani është radha jote!

1 Rretho yje aq sa tregojnë numrat.



2 Numëro figurat e njëjta në vizatimin e mëposhtëm. Ngjyrosi këto grupe figurash me ngjyrën e dhënë në çdo grup pikash.



1.9

NUMRI 5



1 Numëro sendet. Plotëso me numra.

→ → → →

2 Shkruaj numrat.

5	5	5	5	5	5	5	5	5	5
4	5	4	5						

3 Ngjyros me dy ngjyra dhe shëno si formohet numri 5.

5 /

3 / 2

5 /

_____ / _____

5 → _____ edhe _____

5 → _____ edhe _____

• Formo numrin 5 me dy grupe kubesh.

4 Plotëso rrethorët me numrat që mungojnë.

1 2 4

1 3 4

2 3



Luajmë së bashku!



Sot mësova:

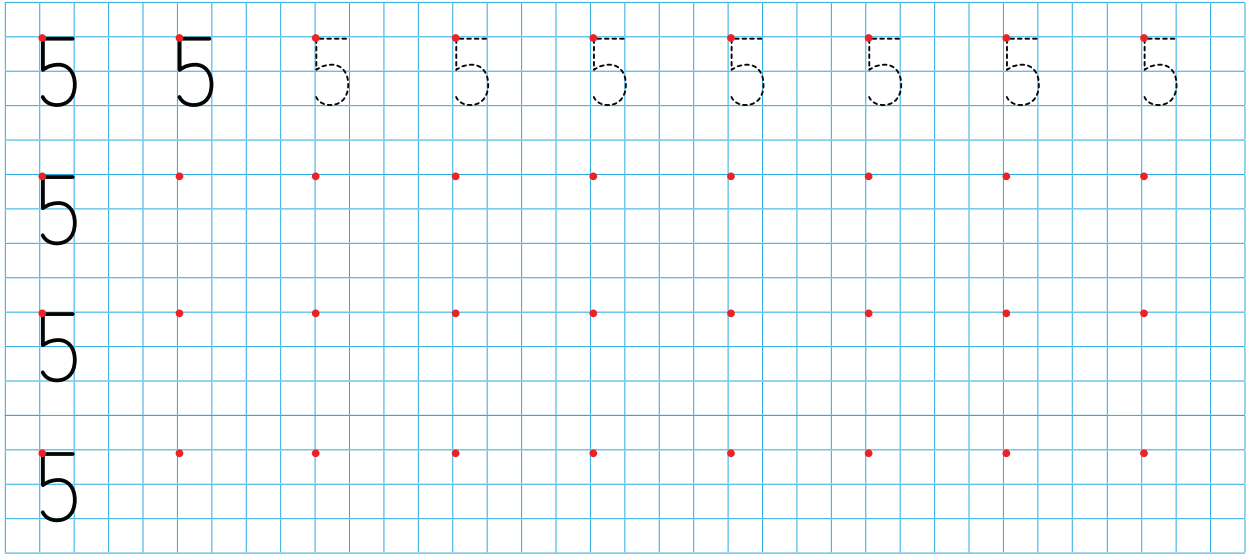
5 5 5

5 5 5

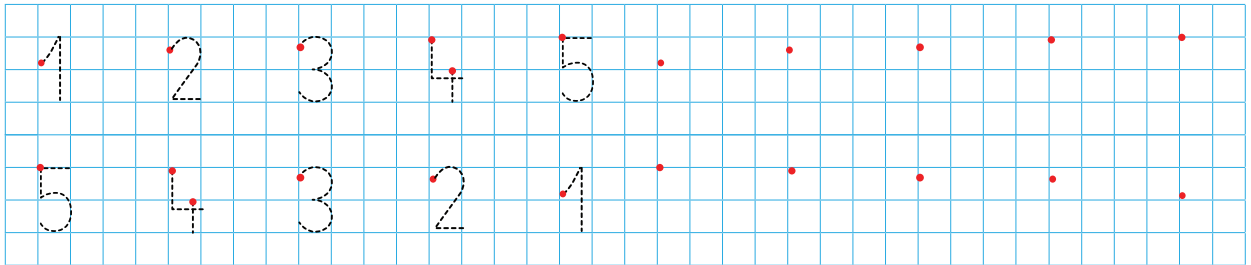
3 2 4 1 2 3

Tani është radha jote!

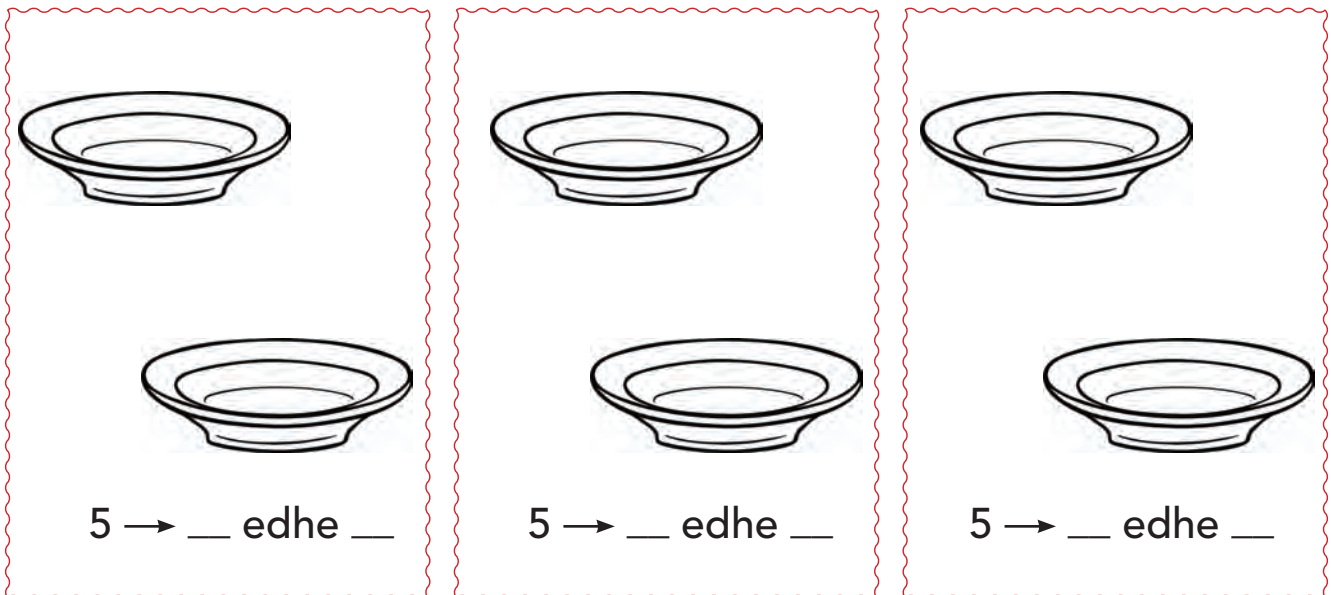
1 Shkruaj numrin 5.



2 Shkruaj numrat sipas modelit të dhënë.



3 Vizato 5 mollë gjithsej në çdo dy pjata.





1 Shiko figurën dhe përgjigju pyetjeve.

- Cili pallat ka më shumë kate?
- Çfarë ka më pak në rrugë, makina apo biçikleta?
- Ku ka më shumë njerëz, në park apo mbi biçikleta?

2 Ngjyros:

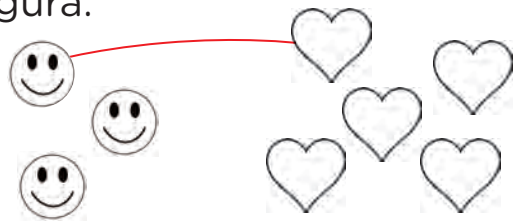
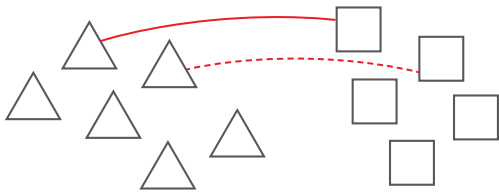
- më pak se 5 figura;



- më shumë se 3 figura.





3 Ngjyros grupin që ka më shumë figura.





4 Vizato figura.

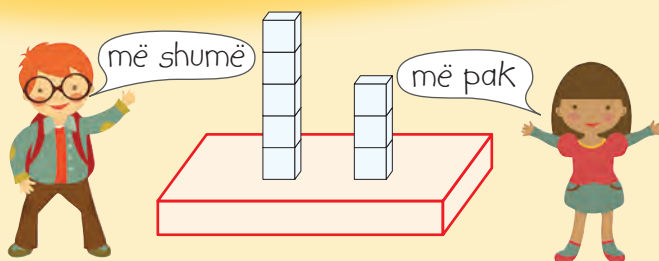
më pak



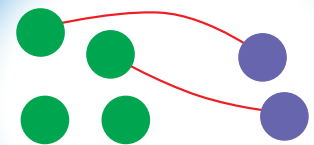
më shumë



Luajmë së bashku!



Sot mësova:




më shumë

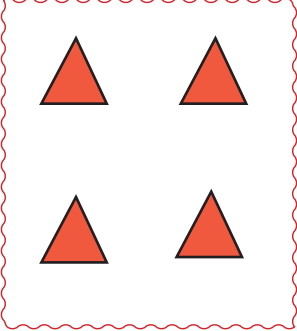
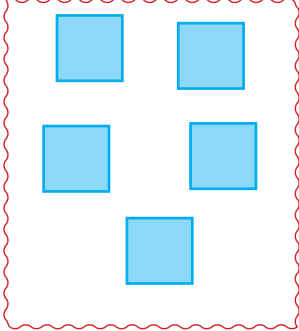
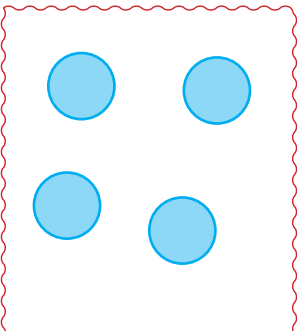
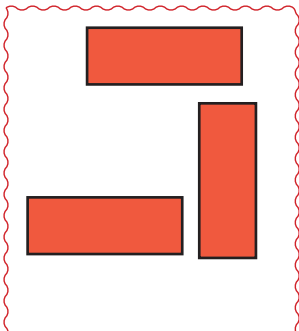
më pak

Tani është radha jote!

1 Rretho grupet që kanë më pak figura.



2 Vizato figura dhe ngjyrosi ato.

	më shumë		më pak
	më pak		aq sa

1.11

NUMRI ZERO



→ Shiko figurat dhe trego çfarë di për to.

0 1 2 3 4 5

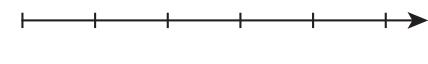
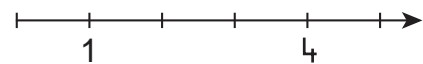
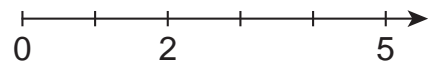
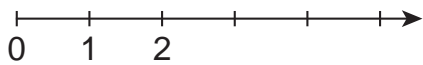
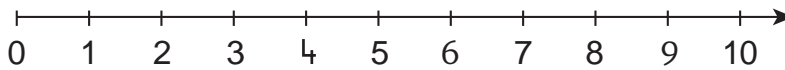
2

0


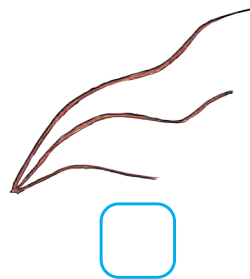

5

0

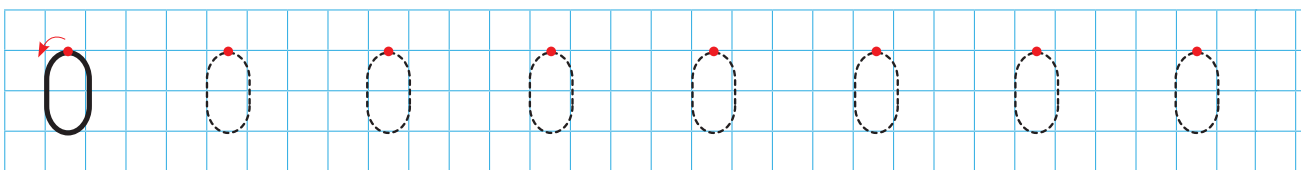
1 Plotëso numrat që mungojnë në boshtet numerike.



2 Sa gjethe ka secila degë? Plotëso.



3 Shkruaj numrin zero.



Luajmë së bashku!



sot mësova:

0 0 0

3

3 0

5

5 0

4

0 4

Tani është radha jote!

1 Sa lule janë në secilën bluzë?



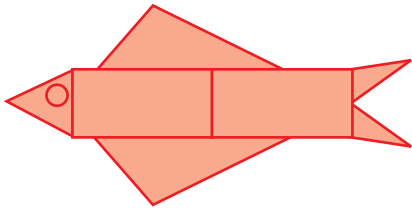




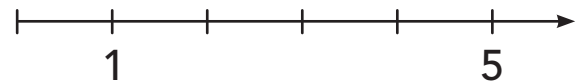
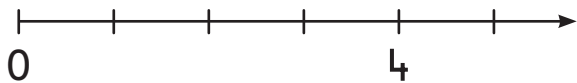





2 Numëro format. Plotëso tabelën.



3 Shkruaj numrat në boshtin numerik.



4 Shkruaj numrin sipas modelit të dhënë.



→ Si shtrohet tryeza e ngrënies?

0 1 2 3 4 5 6



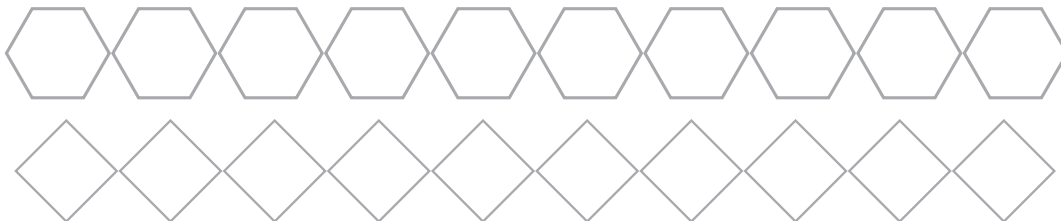
1 Lidh figurën me numrin e duhur.





1 2 3 4 5 6



2 Ngjyros 6 figura. Shkruaj numrin.



3 Vizato gjethe dhe ngjyrosi.



Luajmë së bashku!

- Ti përdor zarin dhe shoku yt letrat me numra. Te dy numrat tuaj duhet të formojnë numrin 6.




Sot mësova:

6 → ● ● ● ● ● ●

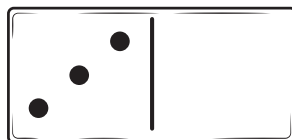
6 → GJASHTË

Tani është radha jote!

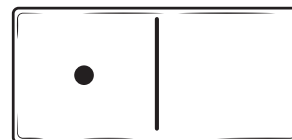
1 Vizato aq pika, sa të bëhen 6 gjithsej në secilën domino.



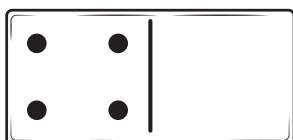
6




6



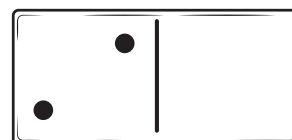
6



6

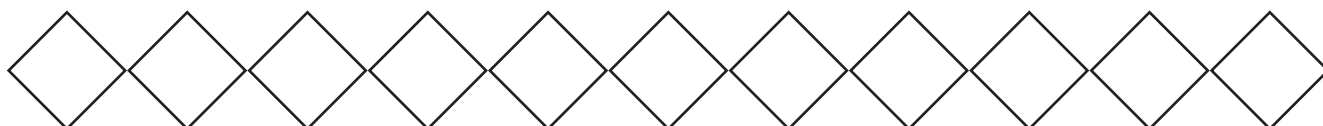
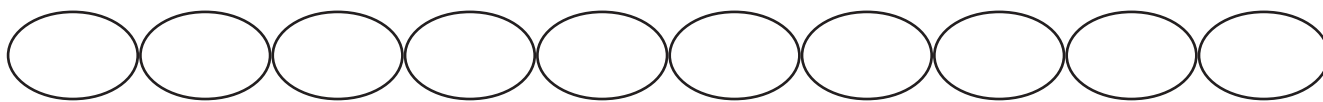


6



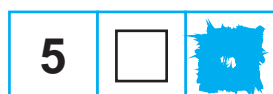
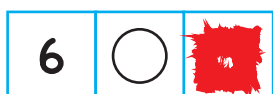



6

2 Ngjyros 6 figura në çdo rresht.

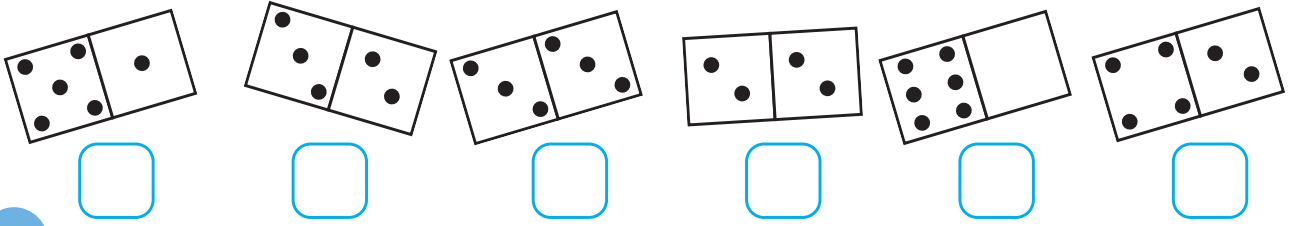


3 Vizato dhe ngjyros figurat sipas udhëzimeve.

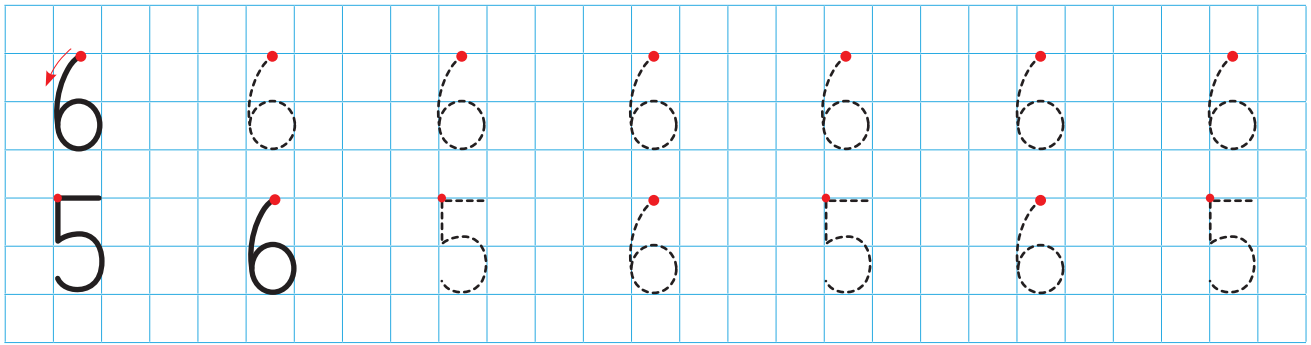




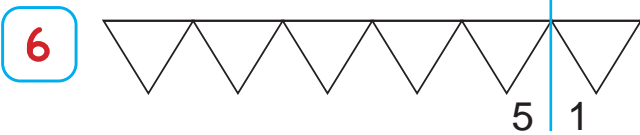
1 Sa pika ka secila domino? Plotëso.



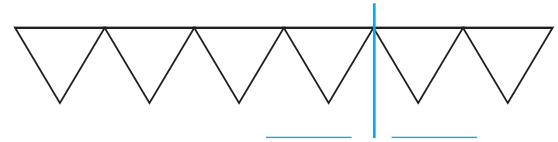
2 Shkruaj numrat.



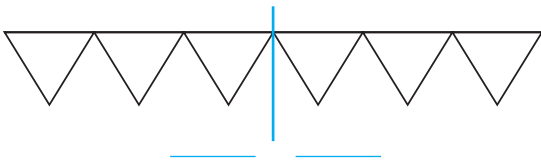
3 Ngjyros me dy ngjyra për të formuar numrin 6.



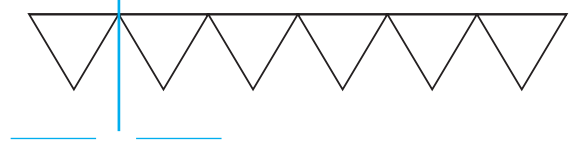
6 → 5 edhe 1



6 → ___ edhe ___



6 → ___ edhe ___



6 → ___ edhe ___

4 Plotëso numrat që mungojnë.



Luajmë së bashku!



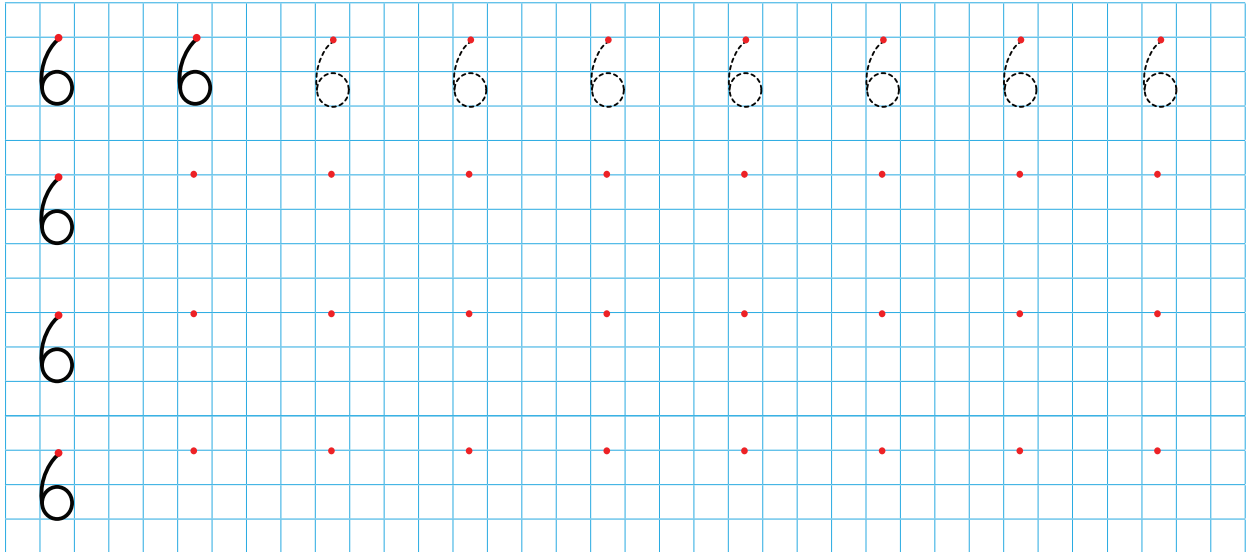
Sot mësova:

6 6 6

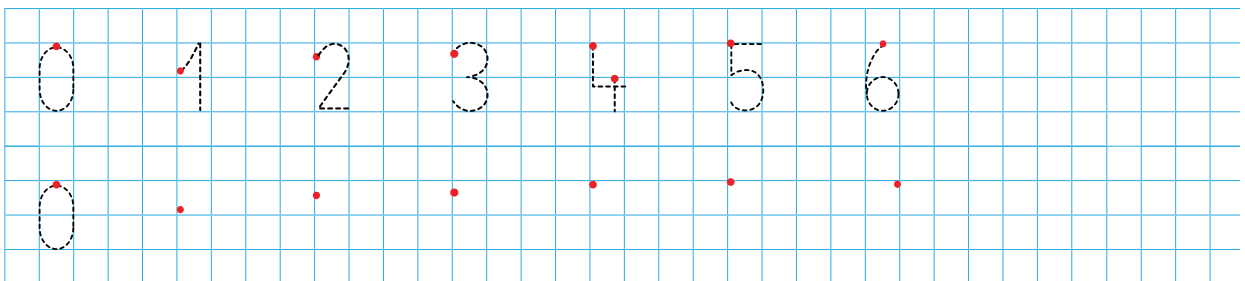
6 6 6
5 1 4 2 3 3

Tani është radha jote!


1 Shkruaj numrin 6 sipas modelit të dhënë.



2 Shkruaj numrat sipas radhës.



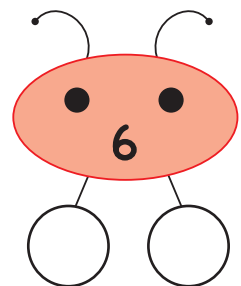
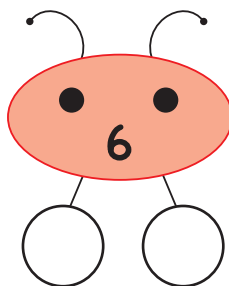
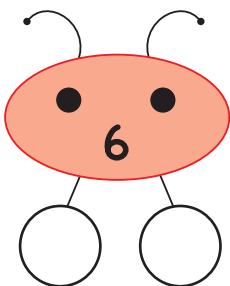
3 Ngjyros me dy ngjyra. Shëno si formohet numri 6.




6 → ___ edhe ___

6 → ___ edhe ___

6 → ___ edhe ___





→ Trego përrallën.

0 1 2 3 4 5 6 7

Borëbardha dhe 7 xhuxhët

7

1 Ngjyros sipas dëshirës veshjet për 7 xhuxhët.

7

7

2 Vizato aq figura sa duhen.

6

7

5

3 Plotëso numrat që mungojnë.

0 2 3 7

1 4 5



Luajmë së bashku!

- Së bashku me shokun ose shoqen, tregoni 7 gishta.



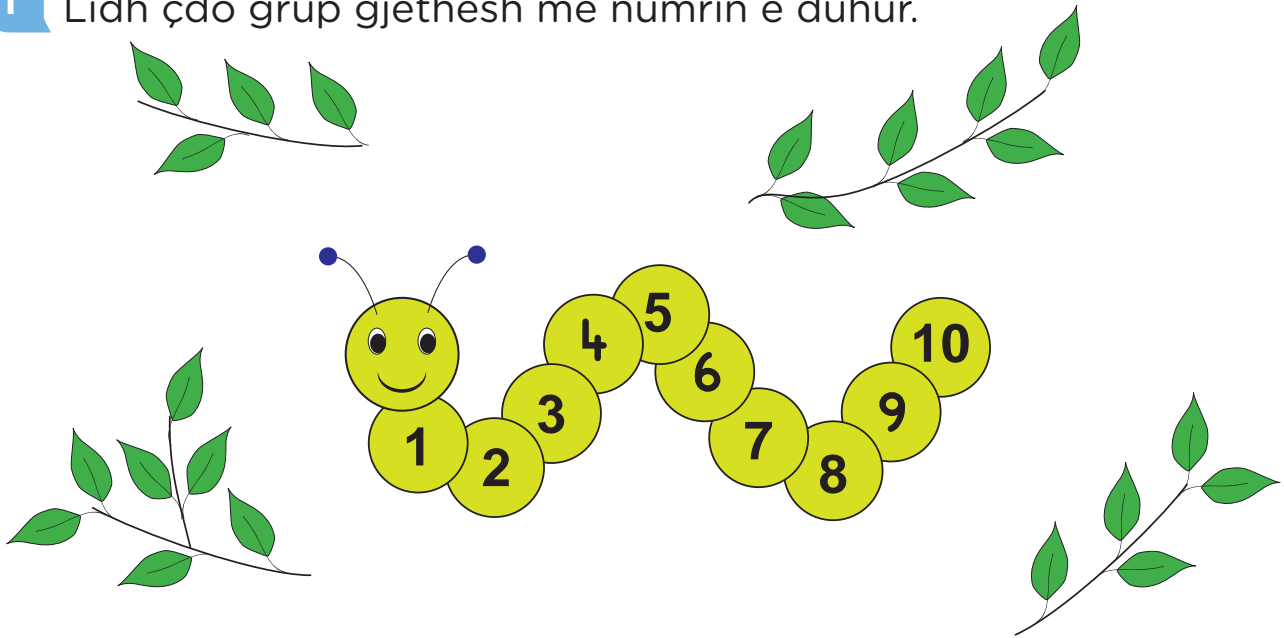
Sot mësova:

7 → ● ● ● ● ● ● ●

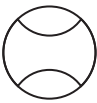

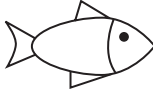


7 → SHTATË


Tani është radha jote!

1 Lidh çdo grup gjetesh me numrin e duhur.

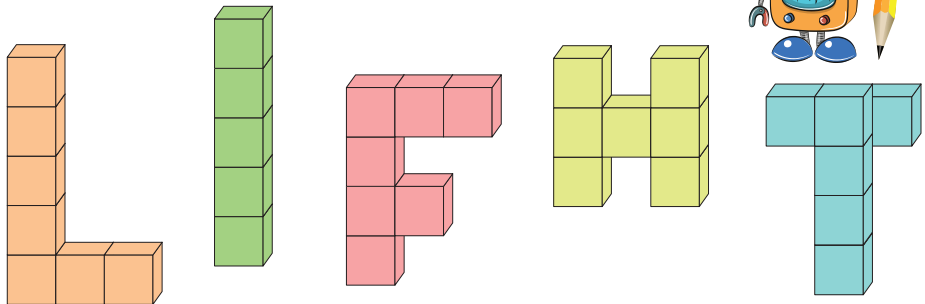


2 Vizato dhe ngjyros.

5		
4		
7		
6		
7		



→ Lexo shkronjat.

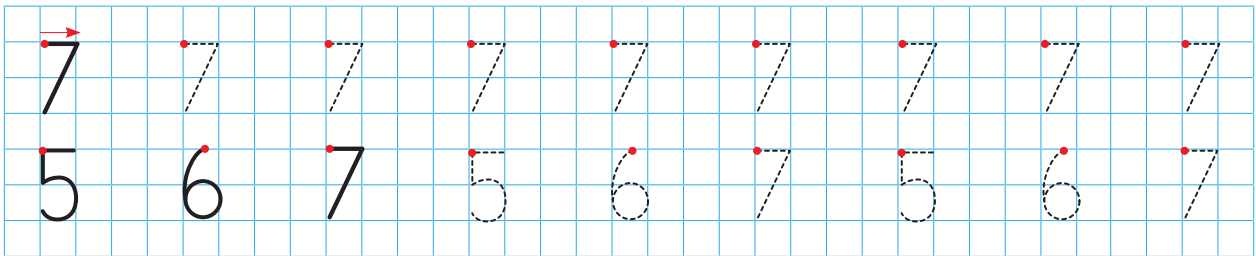


1 Sa kube ka secila prej tyre?

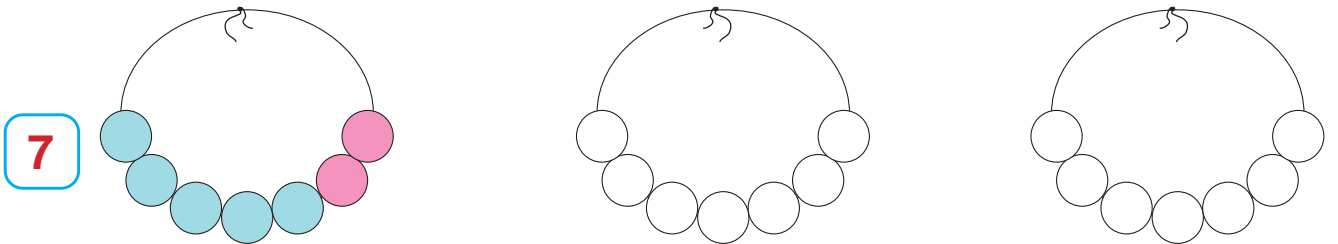
L → I → F → H → T →

• Formo edhe ti shkronja me kubet e tua.

2 Shkruaj numrat.



3 Ngjyros me dy ngjyra, për të treguar si formohet numri 7.

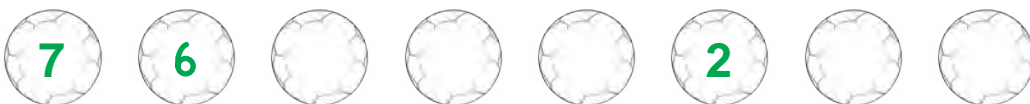


7 → 5 edhe 2

7 → ___ edhe ___

7 → ___ edhe ___

4 Plotëso numrat që mungojnë.



Luajmë së bashku!

• Formoni të dy bashkë numrin 7.



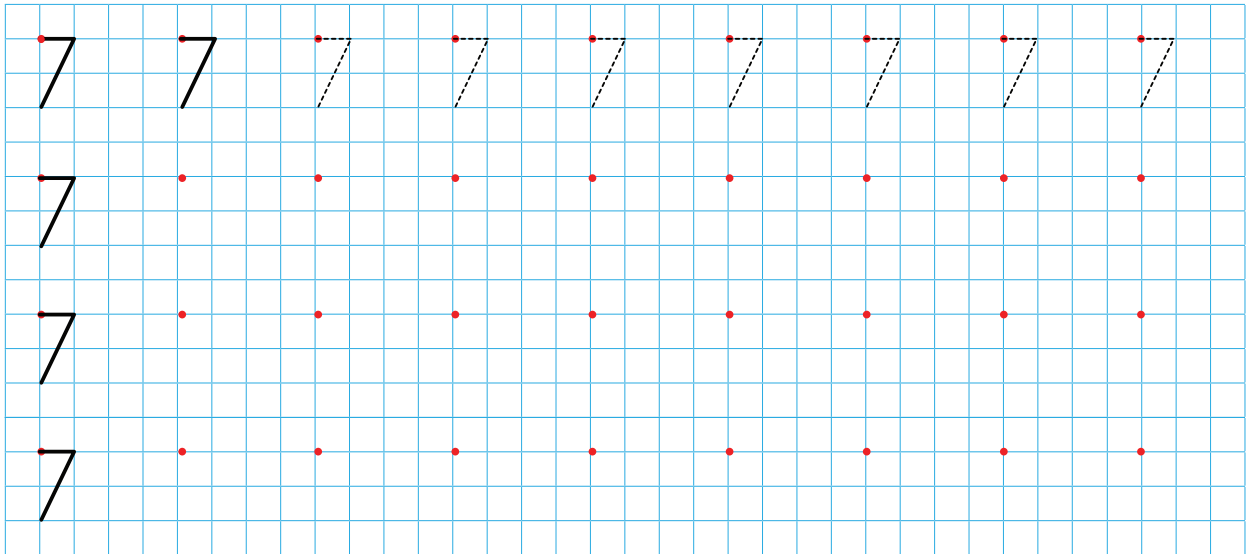
Sot mësova:

7 7 7

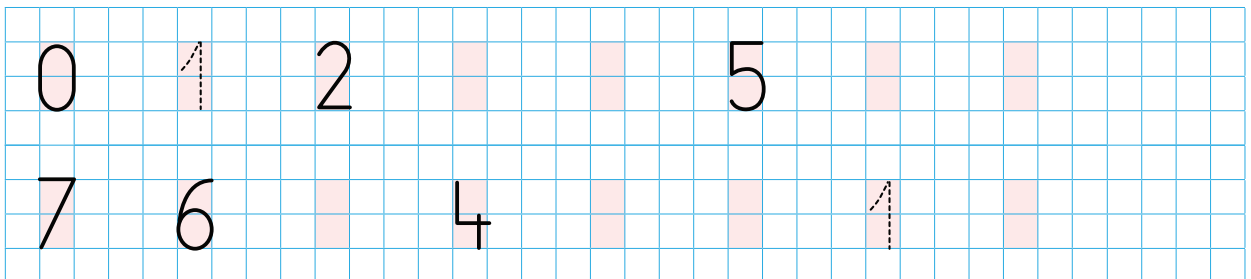
7 7 7
5 2 6 1 4 3

Tani është radha jote!


1 Shkruaj numrin 7 sipas modelit të dhënë.



2 Shkruaj numrat që mungojnë në kutitë e ngjyrosura.



3 Ngjyros me dy ngjyra në çdo rresht. Si formohet numri 7?





→ A zbavitesh në këndin e lojërave? Trego.



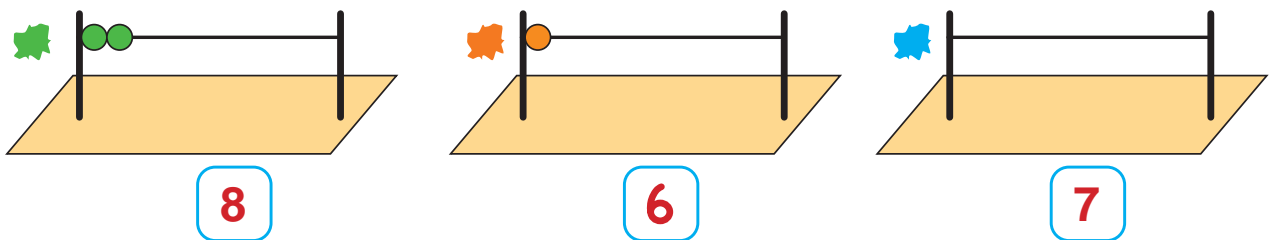
1 Numëro figurat në këndin e lojërave dhe shëno numrat në kuti.



2 Ngjyros 8 figura në çdo rresht.



3 Vizato goglat në numëratore.



Luajmë së bashku!

• Zbulo numrin.



Sot mësova:



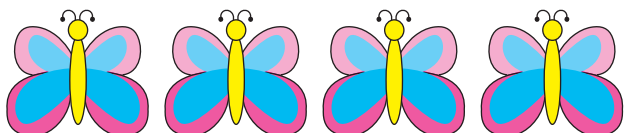
8 → ● ● ● ● ● ● ● ●
 8 → TETË

Tani është radha jote!

1 Ngjyros gjethet me ngjyrat e vjeshtës.

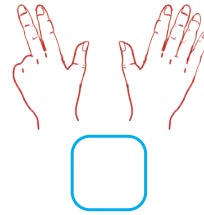
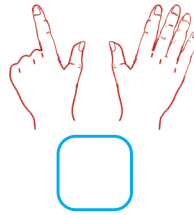
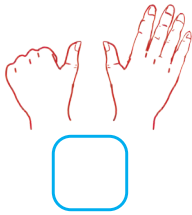


2 Vizato që të bëhen 8 figura në çdo rresht.

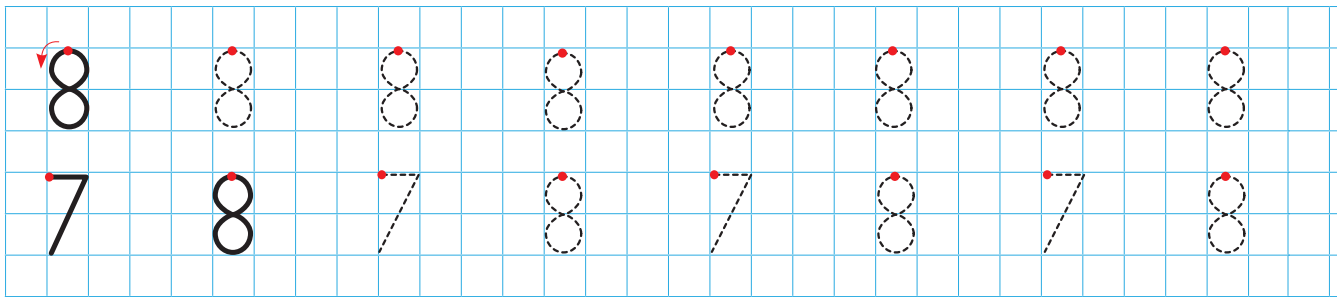




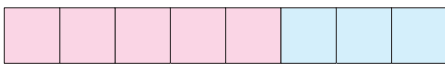
1 Sa gishta janë?




2 Shkruaj numrat.



3 Ngjyros me dy ngjyra sipas modelit. Si formohet numri 8?



8 → 5 edhe _



8 → _ edhe _




8 → _ edhe _




8 → _ edhe _


4 Plotëso me pika që të bëhen 8 në çdo figurë.




8




8



8



8



8



Luajmë së bashku!

- Vendos numrin që ndodhet para ose pas numrit që të thotë shoqja.



e para



e dyta

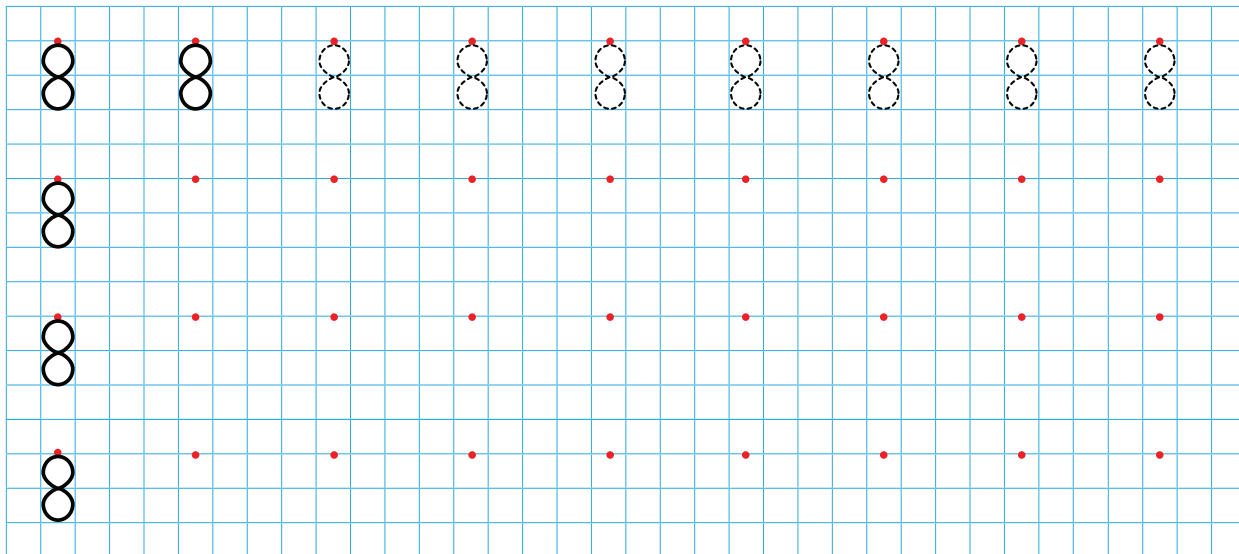
Sot mësova:

8 8 8

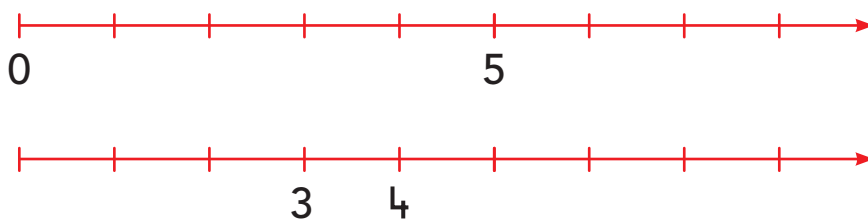
8 8 8
4 4 5 3 7 1

Tani është radha jote!

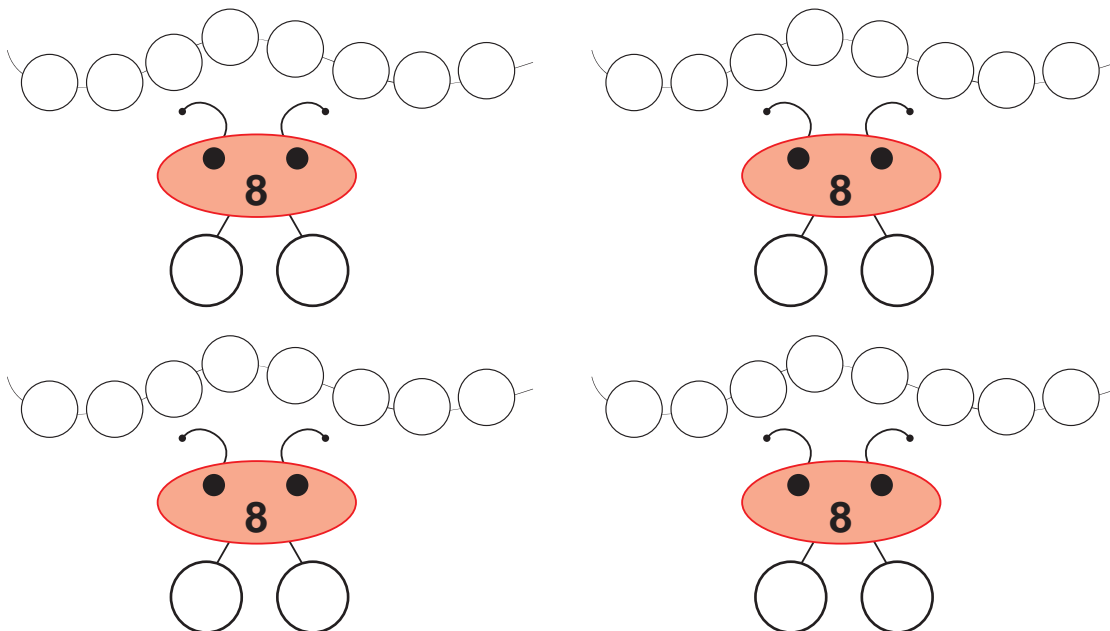
1 Shkruaj numrin 8 sipas modelit.



2 Plotëso me numra boshtin numerik.



3 Ngjyros me dy ngjyra për të formuar numrin 8.





→ Trego për librat që të pëlqejnë.
Sa libra janë në raftin e dytë?




1 Ngjyros aq filxhanë sa tregon numri.




2 Vizato figura që të bëhen 9 në çdo grup.



9



9



9

3 Plotëso me numra.

1		3
4	5	
	8	9

	2	
	5	6
7		

1		
4		
7		



Luajmë së bashku!

- Merr një letër dhe zbulo numrin. Bashkë me shokët, vendosuni në radhë nga 0 deri te 9.



Sot mësova:

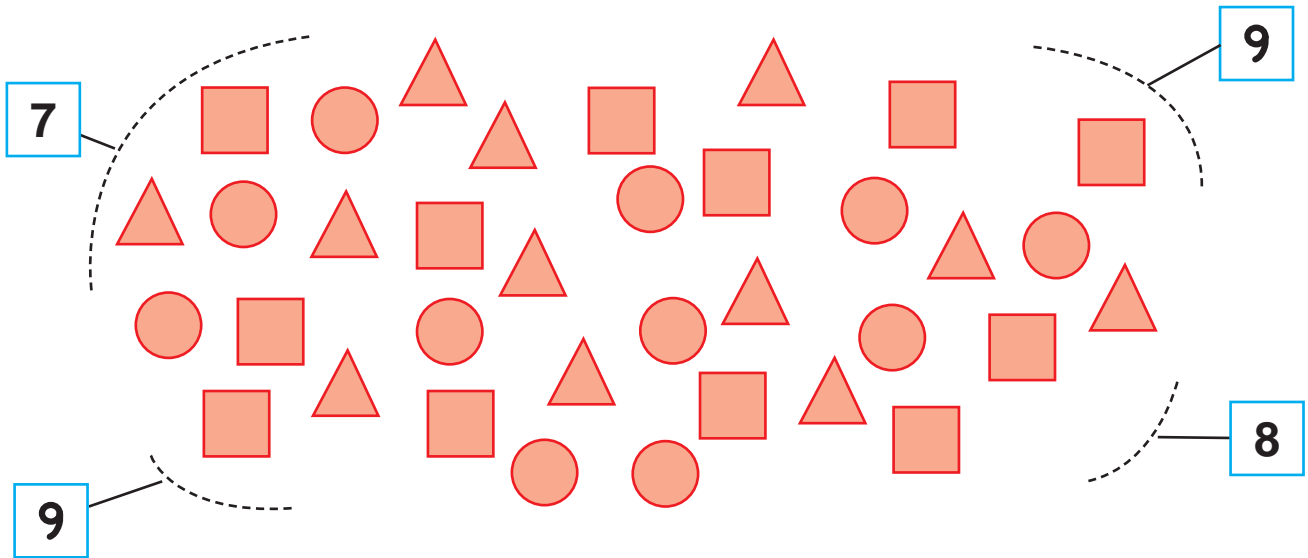
9 → ● ● ● ● ●

● ● ● ● ●

9 → NËNTË

Tani është radha jote!



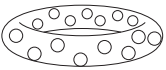
1 Rretho aq figura sa tregon numri.



2 Ngjyros kalaveshët që kanë nga 9 kokrra rrushi.

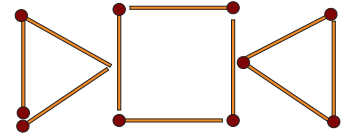
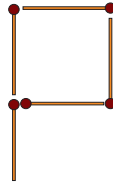
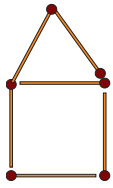


3 Vizato figura aq sa tregon numri, pastaj ngjyrosi.

8		
7		
9		



1 Sa fije shkrepësesh ka secila figurë? Lidh figurën me numrin.



1

2

3

4

5

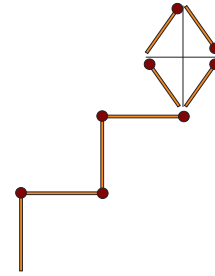
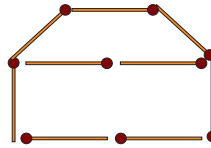
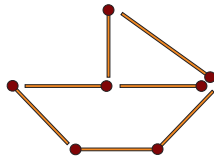
6

7

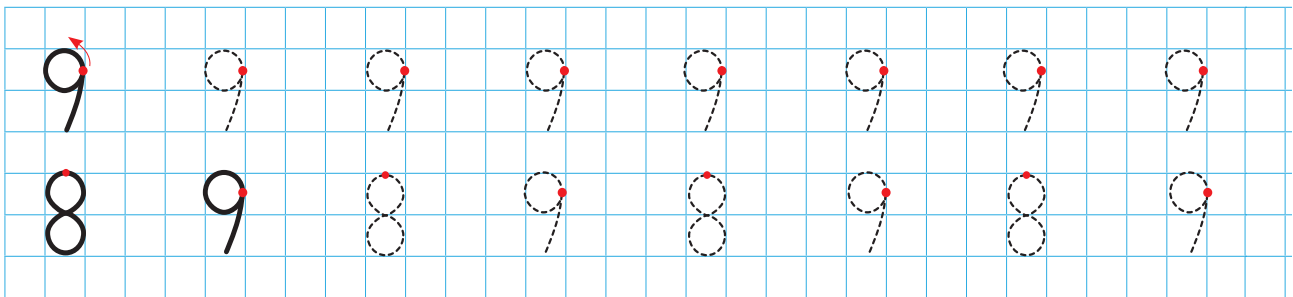
8

9

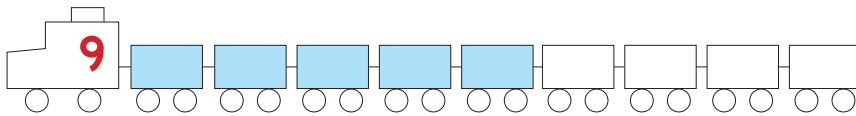
10




2 Shkruaj numrat.



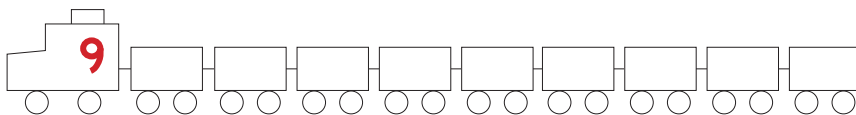
3 Ngjyros vagonët me dy ngjyra. Plotëso.



9 → 5 dhe _



9 → _ dhe _



9 → _ dhe _



Luajmë së bashku!

• Formoni numrin 9.



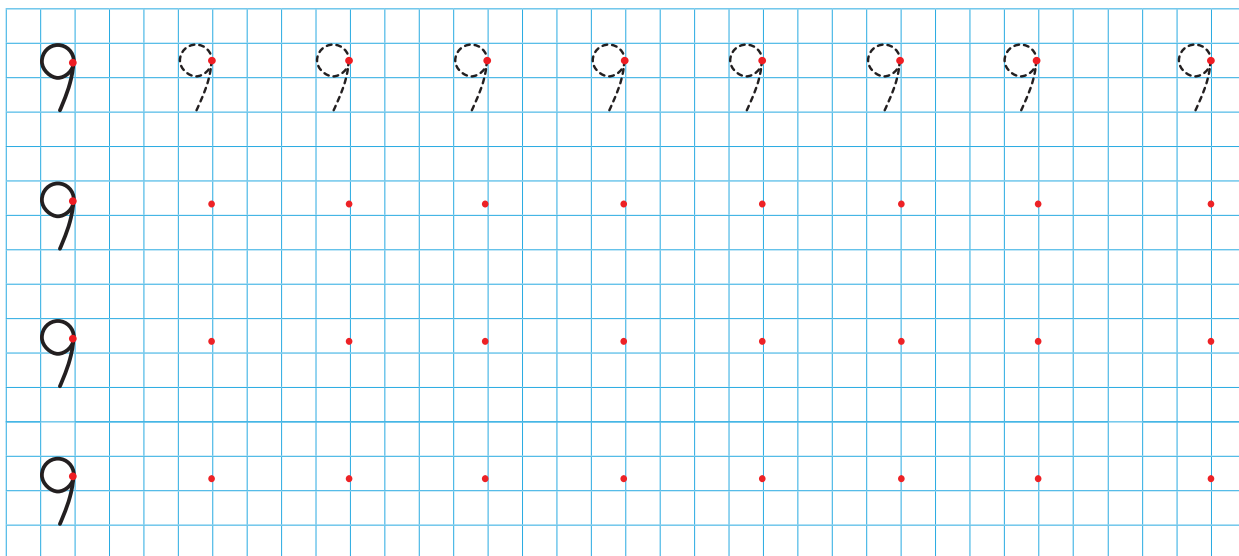
Sot mësova:

9 9 9

9 9 9
8 1 6 3 4 5

Tani është radha jote!

1 Shkruaj numrin 9 sipas modelit të dhënë.

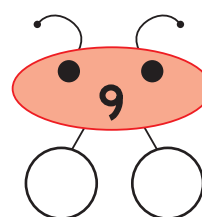
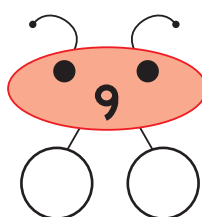
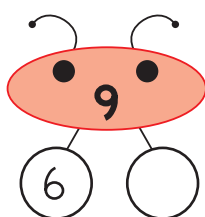
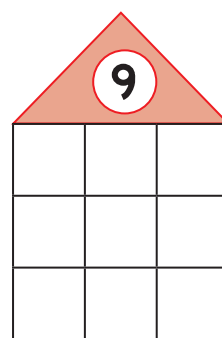
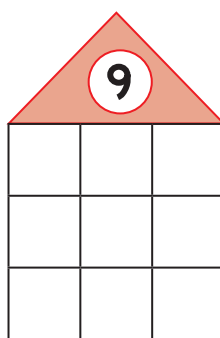
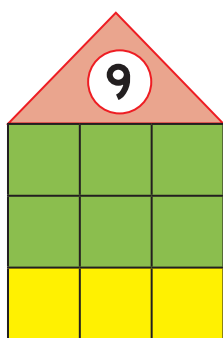


2 Plotëso kutizat me numrat që mungojnë.

0	1			5				10
---	---	--	--	---	--	--	--	----


10	9	8					2	
----	---	---	--	--	--	--	---	--

3 Ngjyros me dy ngjyra. Si formohet numri 9?

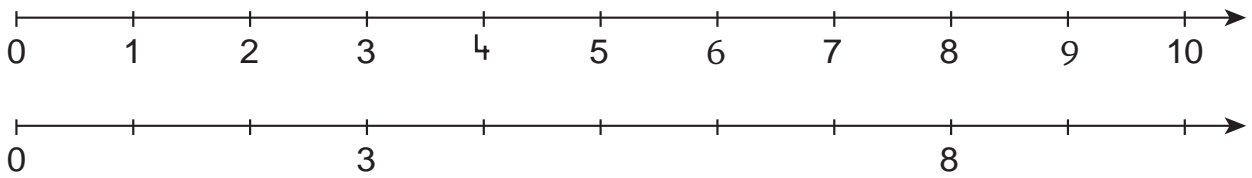




→ Trego për numrat që ke mësuar.



1 Numëro. Plotëso boshtin numerik me numrat që mungojnë.

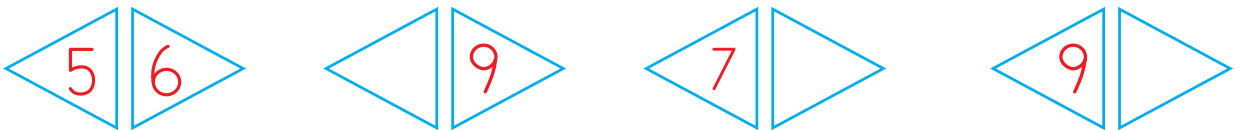


2 Vizato figura aq sa tregon numri në krah.

9

10

3 Plotëso me numrin që ndodhet para ose pas numrit të dhënë.



Luajmë së bashku!



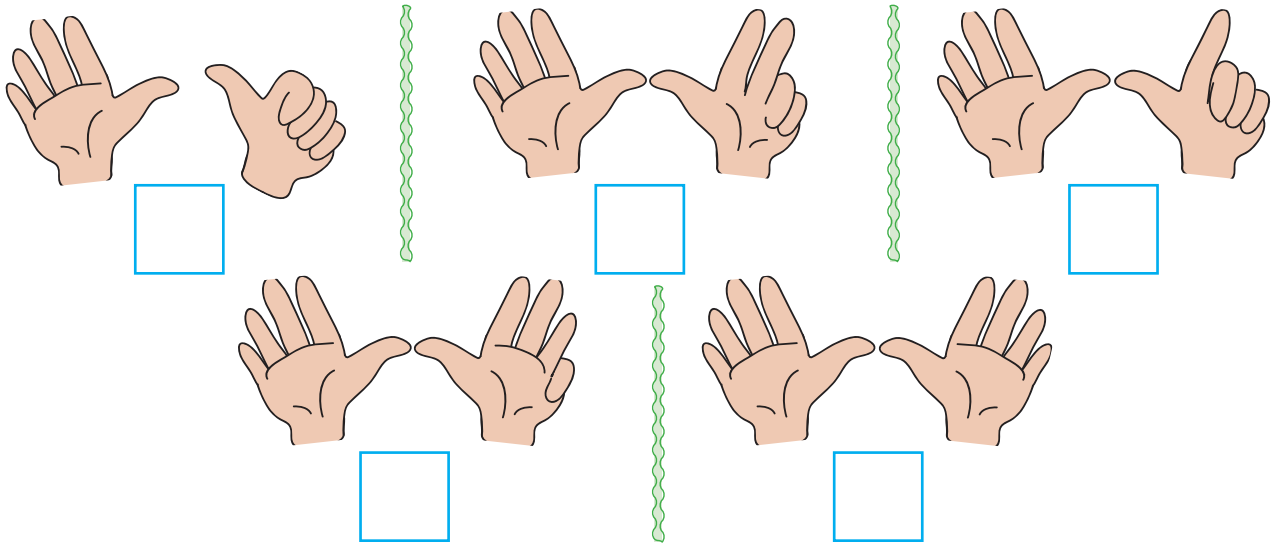
Sot mësova:

10 →

10 → DHJETË

Tani është radha jote!

1 Sa gishta janë? Plotëso.



2 Në çdo rresht ngjyros 10 figura me  dhe të tjerat me .



• Sa janë të verdha? _____



• Sa janë të verdha? _____



• Sa janë të verdha? _____

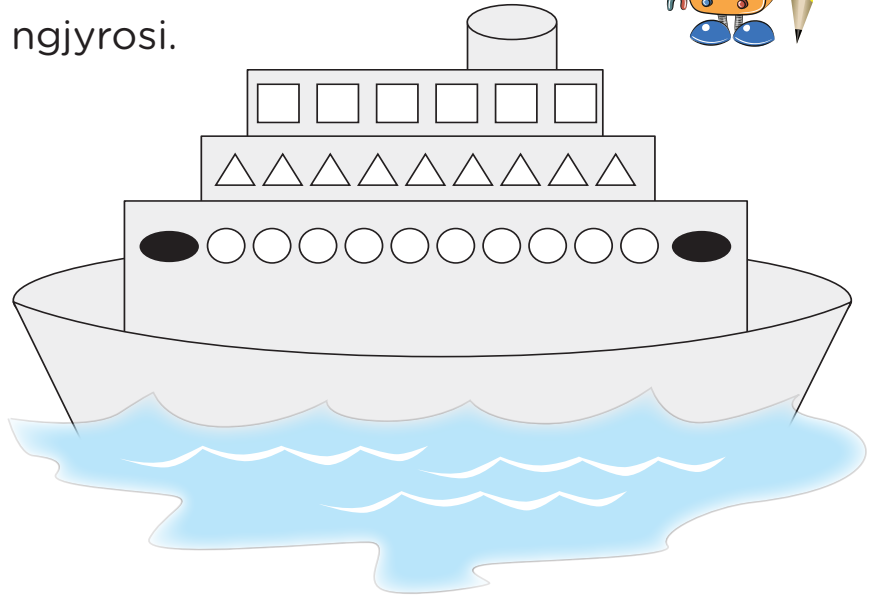
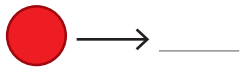
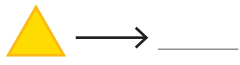
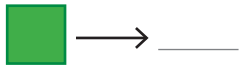
3 Vizato figura aq sa tregon numri, pastaj ngjyrosi.



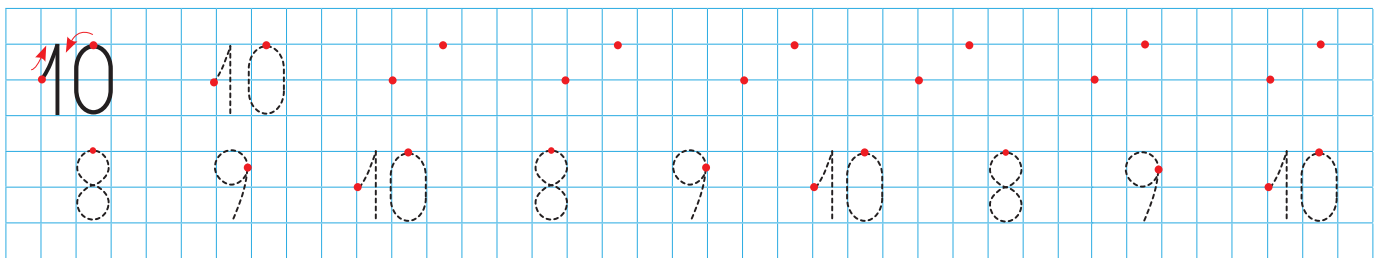


1 Numëro figurat dhe ngjyrosi.

Sa janë?



2 Shkruaj numrat.

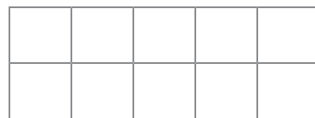


3 Ngjyros sipas modelit. Si formohet numri 10?

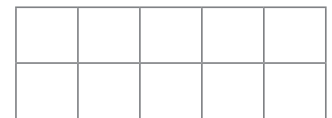
10



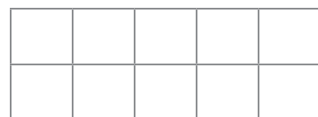
10 → 6 edhe _____



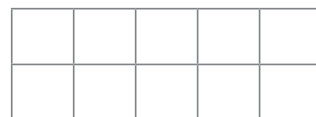
10 → _____ edhe _____



10 → _____ edhe _____



10 → _____ edhe _____



10 → _____ edhe _____



Luajmë së bashku!

- Formoni numrin 10.



Sot mësova:

10 10 10

10 10 10
8 2 7 3 6 4

Tani është radha jote!

1 Shkruaj numrin 10 sipas modelit.

10 10 10 10 10 10 10

10

10

10

2 Plotëso numrat që mungojnë.



4 7

10 9

7 9

9 8 5 1

3 Plotëso me numra. Si është formuar numri 10?

10

5

10

8

10

1

10

7

10


6

10

9

10

0

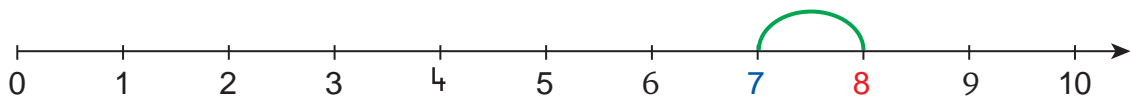


1 Plotëso.

ka 1 më shumë se .

ka 1 më pak se .

• Sa janë?



8 është 1 më e madhe se .

7 është 1 më e vogël se .

2 Vizato.

1 më shumë

1 më pak


3 Shkruaj numra më të mëdhenj se 4.

Shkruaj numra më të vegjël se 10.

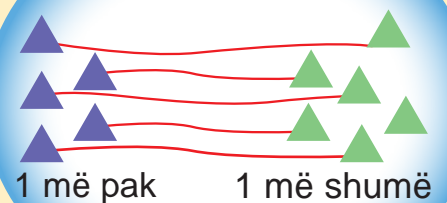


Luajmë së bashku!

• Nxirr 1 më shumë ose 1 më pak se shoku yt.

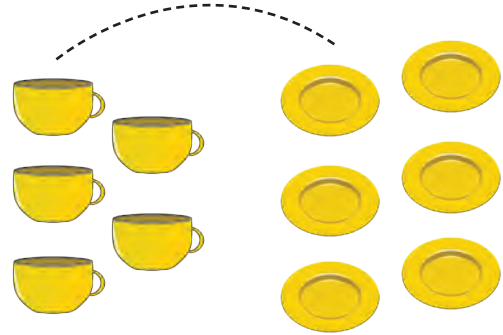
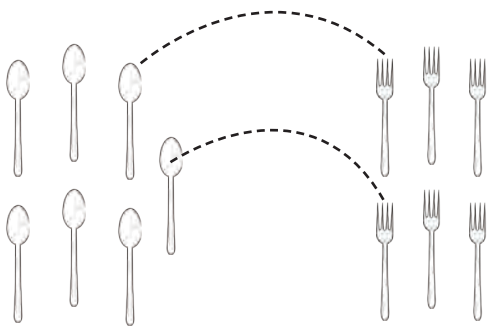


Sot mësova:



Tani është radha jote!


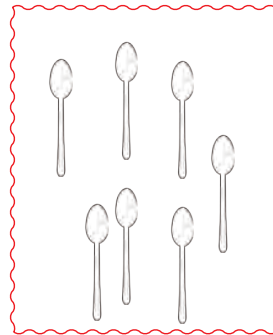

- 1 Lidh një për një figurat e dy grupeve.
Rretho grupin që ka më shumë.



- 2 Vizato figura.

1 më pak

1 më shumë



- 3 Gjej numrat.

1 më i madh se 7 → ___

1 më i vogël se 10 → ___




1 më i madh se 9 → ___

1 më i vogël se 6 → ___

- 4 Ngjyros.

1 më shumë

1 më pak





Pas



Numri 3 gjendet **pas** numrit 2.

Numri 9 gjendet **para** numrit 10.

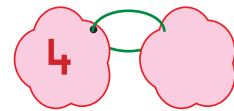
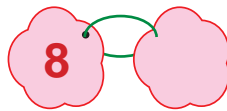
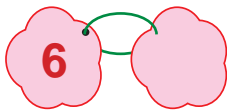
Para

1 Plotëso duke numëruar.

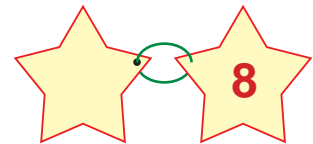
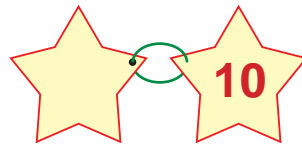
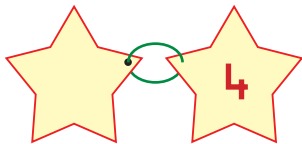
0		2	3			6		9	
---	--	---	---	--	--	---	--	---	--

10	9		7			4			1
----	---	--	---	--	--	---	--	--	---

2 Gjej numrin që vjen **pas** numrit të dhënë.



Gjej numrin që ndodhet **para** numrit të dhënë.



3 Plotëso me numrat që ndodhen **para** dhe **pas** numrit të dhënë.

	2	
--	---	--

	9	
--	---	--

	6	
--	---	--

	8	
--	---	--

	4	
--	---	--

	1	
--	---	--

	7	
--	---	--

	3	
--	---	--



Luajmë së bashku!



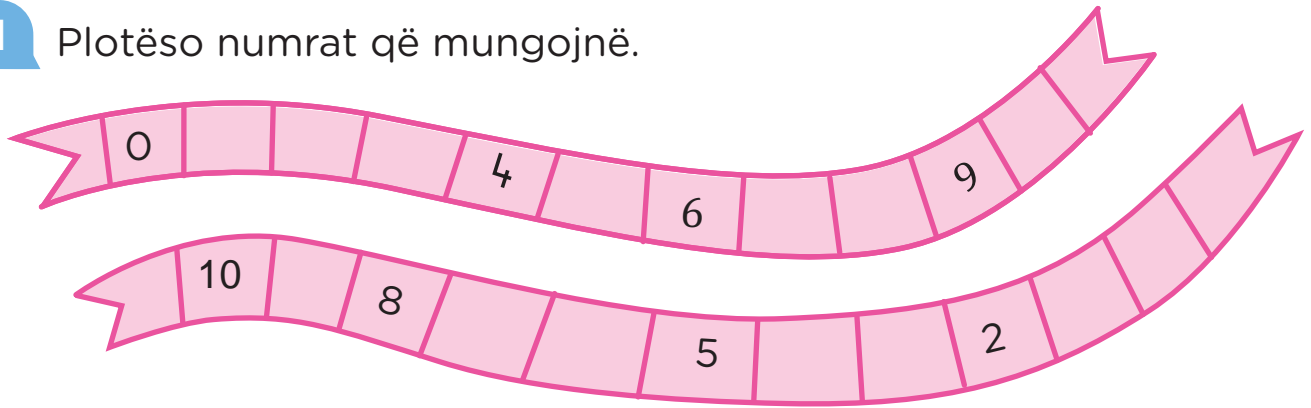
Sot mësova:

para

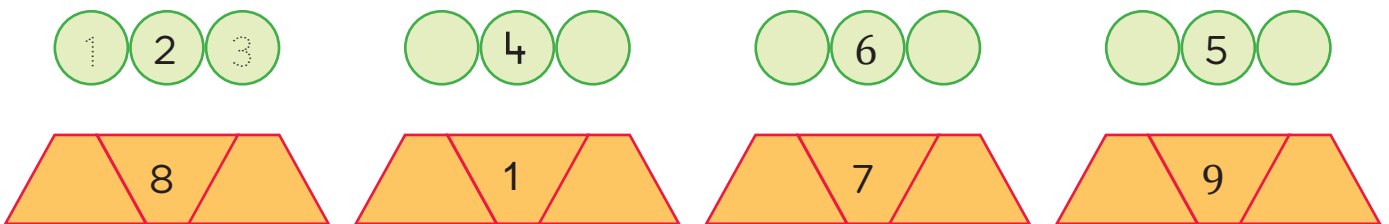


Tani është radha jote!

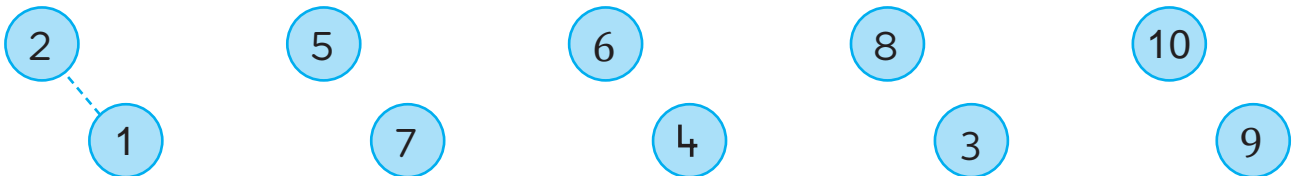
1 Plotëso numrat që mungojnë.



2 Plotëso me numrat që vijnë **para** dhe **pas** numrit të dhënë.




3 Lidh dy e nga dy, numrat që vijnë njëri pas tjetrit.



4 Vrojto numrin në lulen e verdhë.

Gjej numrin që ndodhet para dhe pas tij, te lulet e pangjyrosura.
Ngjyrosi edhe ato me ngjyrë të verdhë.
Vepru kështu, edhe për dy lulet e tjera.





1 Shiko figurën. Përgjigju pyetjeve dhe ngjyros.


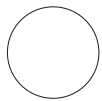
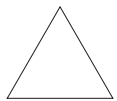
- Cila lule ndodhet ndërmjet dhe ?
- Cili xhup ndodhet ndërmjet dhe ?
- Cili nga fëmijët ndodhet ndërmjet dhe ? _____
- Cili numër ndodhet ndërmjet:

6 dhe **8**

8 dhe **10**

7 dhe **9**

2 Në çdo grup, ngjyros figurën që ndodhet “ndërmjet”.



3 Plotëso duke ngjyrosur.

1

2

3

4

5

6

7

8

9

10

ndërmjet 3 dhe 5


ndërmjet 6 dhe 8

ndërmjet 7 dhe 10



Luajmë së bashku!

- Varni në fije numrat që duhen ndërmjet numrave të dhënë, ashtu si fëmijët në figurë.



Sot mësova:

4

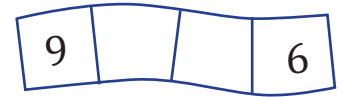
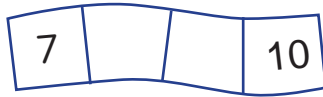
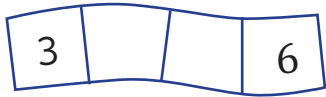
5

6


ndërmjet

Tani është radha jote!

1 Shkruaj numrat që ndodhen ndërmjet numrave të dhënë.



2 Në çdo grup, ngjyros numrin që ndodhet ndërmjet dy numrave të tjerë.



3 Vizato figurat, duke i renditur si më poshtë:



4 Lidh dhe shkruaj numrat që ndodhen ndërmjet numrave të dhënë.

2 _____ 5

6 _____ 10



5 Shkruaj numrat që ndodhen ndërmjet:

4 dhe 7 → _____

3 dhe 9 → _____

2 dhe 6 → _____

5 dhe 10 → _____



0 1 2 3 4 5 6 7 8 9 10

Numërimi nga numri më i vogël te numri më i madh:

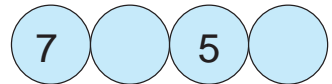
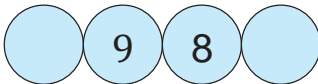
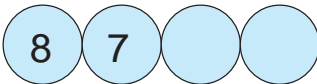

2 3 4 5 6

Numërimi nga numri më i madh te numri më i vogël:




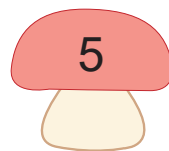
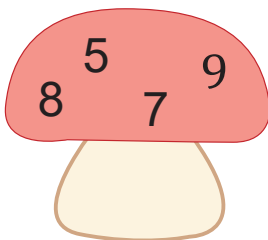
10 9 8 7 6

10 9 8 7 6 5 4 3 2 1 0

1 Numëro dhe plotëso.

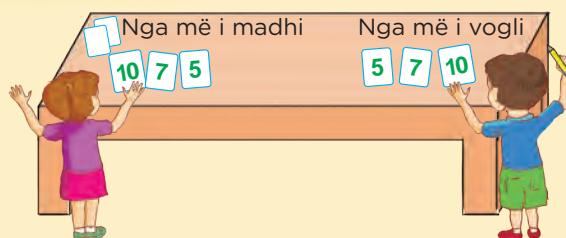


2 Rendit numrat nga më i vogli te më i madhi.



Luajmë së bashku!

- Rendit numrat.



Sot mësova:

- Nga më i vogli, te më i madhi:

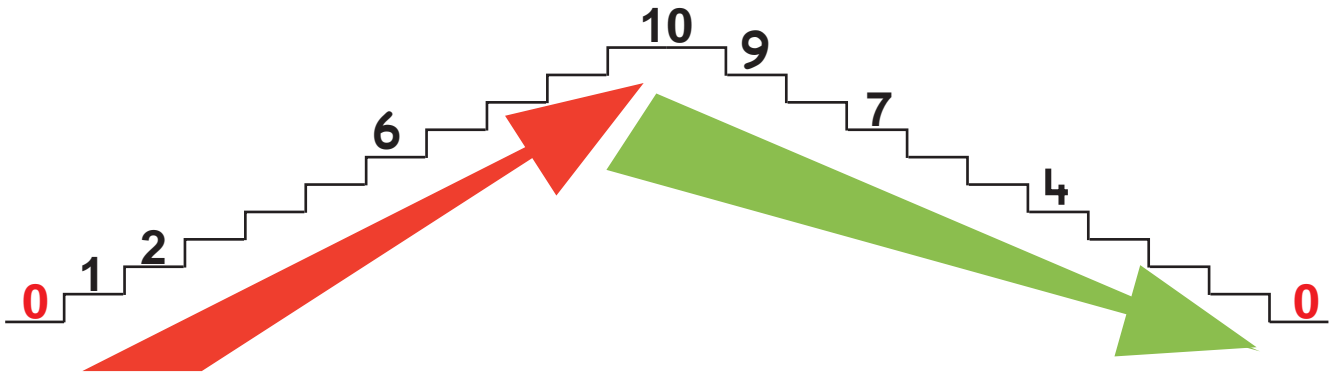
0 1 2 9 10

- Nga më i madhi, te më i vogli:

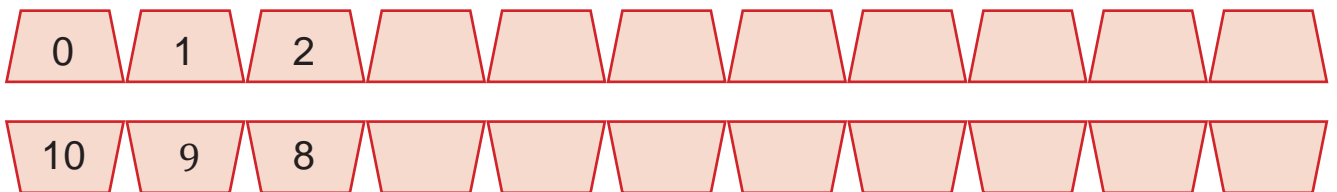
10 9 8 1 0

Tani është radha jote!


1 Plotëso duke numëruar në rritje dhe në zbritje.



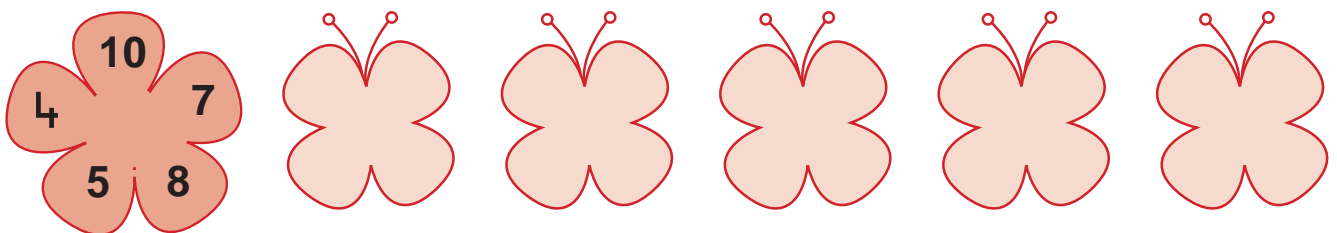
2 Plotëso me numra.



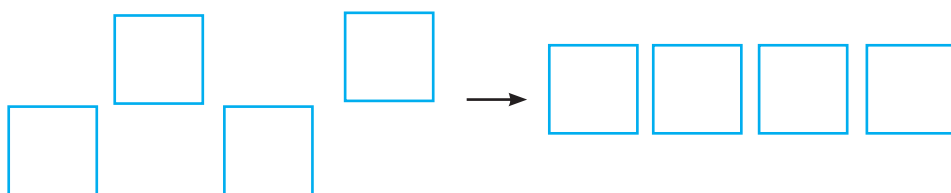
3 Rendit numrat nga më i madhi te më i vogli.



4 Rendit numrat nga më i vogli te më i madhi.



5 Shkruaj 4 numra. Renditi ata.





Më i vogël

6



4



ka më shumë se
Numri 6 është më i madh se 4.

$$6 > 4$$

Më i madh

3




4




ka më pak se
Numri 3 është më i vogël se 4.

$$3 < 4$$

1 Plotëso me numrat dhe me shenjat $>$ ose $<$.

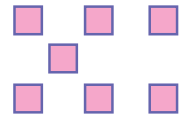




5




7

<



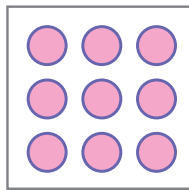
2 Vizato rrethorë për të plotësuar si duhet krahasimin.



4

<

—



—

>

—



—

<

—

3 Vendos shenjën $>$ ose $<$.

$$5 < 8$$

$$7 \bigcirc 9$$

$$10 \bigcirc 8$$

$$8 \bigcirc 7$$

$$6 \bigcirc 3$$

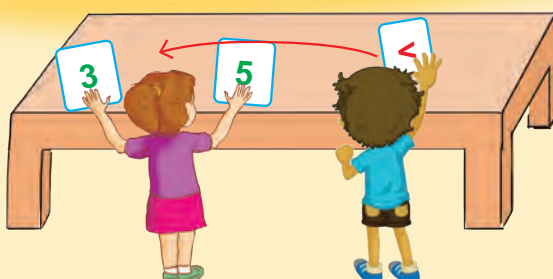
$$4 \bigcirc 7$$

$$9 \bigcirc 10$$

$$6 \bigcirc 9$$



Luajmë së bashku!



Sot mësova:

më e madhe

më e vogël

>

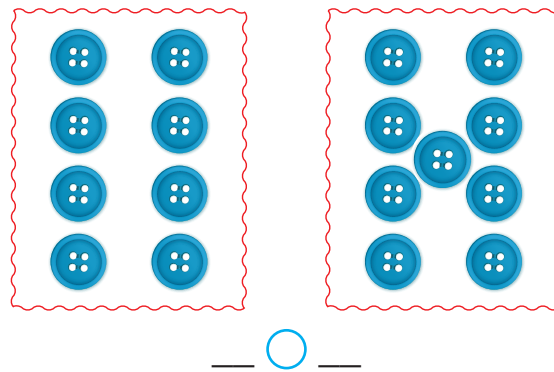
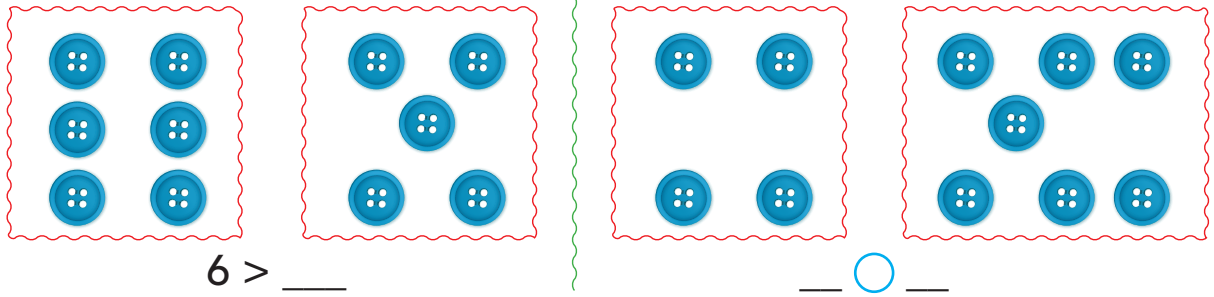
<

$$8 > 6$$

$$7 < 8$$

Tani është radha jote!

1 Gjej sa pulla janë. Krahaso numrat.



2 Vendos shenjën > ose <.

5 ○ 4

6 ○ 7

9 ○ 10

8 ○ 6

8 ○ 7

8 ○ 9

10 ○ 8

6 ○ 8

3 Plotëso me numra.

3 < __

8 < __

__ > 2

__ < 9

6 > __

5 > __

__ < 7

__ > 6

__ < __

__ < __

__ > __

__ < __

4 Plotëso me numra deri në 10.

2 < 3 < __

7 > 6 > __

10 > __ > 7

5 < __ < __

9 > __ > __

6 < __ < 9



Më i madh

5 > 4 > 3 > 2 > 1

Më i vogël

1 Plotëso me shenjat > ose <.

5	<	6	○	7	○
		8	○	9	○
				10	○

2 Rendit numrat. Krahaso.

3	4				
3 <	○	○	○	○	○

9	8			6	
9 >	○	○	○	○	○

3 Rendit numrat nga më i madhi te më i vogli. Krahaso.

10 ² 7 ⁸ 5

4

○ > ○ ○ ○ ○

4 Plotëso me numra.

4 < ___ 9 > ___ 7 < ___ 8 > ___ 3 < ___



Luajmë së bashku!



Sot mësova:

9 > 8 > 5

6 < 9 < 10




2

**MBLEDHJA E NUMRAVE
ME SHUMË DERI NË 10**



2.1

MBLEDHJE ME SHUMËN DERI NË 4



Mbledhja +

2 edhe 1 bëjnë 3.
2 + 1 = 3

Gjithsej

1 Sa janë gjithsej?

1 edhe 1

2 edhe

edhe

1 + 1 = ___

2 + ___ = ___

edhe

___ + ___ = ___

2 Vizato rrathe, që të bëhen 3 ose 4 gjithsej. Plotëso.

3

2 + ___ = 3

3

1 + ___ = ___

3

3 + 0 = ___

4

3 + ___ = 4

4

___ + ___ = ___

4

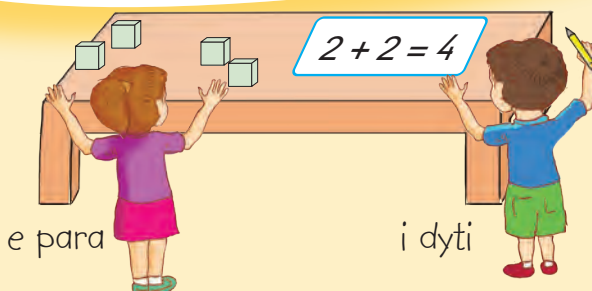
___ + ___ = ___

4

___ + 0 = ___



Luajmë së bashku!



Sot mësova:









3 edhe 1 bëjnë 4.

$$3 + 1 = 4$$







Tani është radha jote!

1 Gjej sa rathë janë gjithsej.



 <p>edhe</p>	 <p>edhe</p>	 <p>edhe</p>
$1 + _ = _$	$_ + _ = _$	$_ + _ = _$

 <p>edhe</p>	 <p>edhe</p>	 <p>edhe</p>
$_ + _ = _$	$_ + _ = _$	$_ + _ = _$

2 Vizato figura. Plotëso barazimet.

		
		
$1 + _ = _$	$_ + _ = _$	$_ + _ = _$

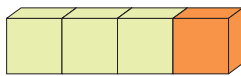
3 Ngjyrosi lulet duke përdorur tri ngjyra. Plotëso barazimet.

	
$3 = _ + _ + _$	$4 = _ + _ + _$

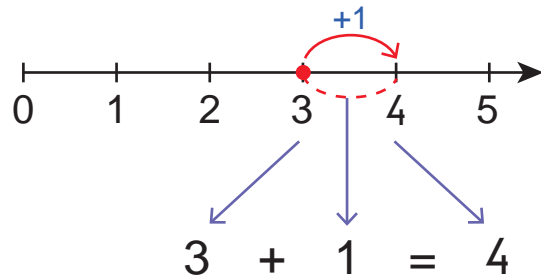


Mbledhja +

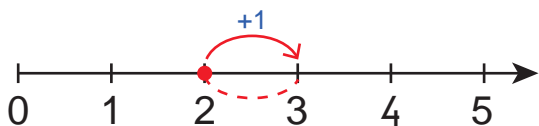
4



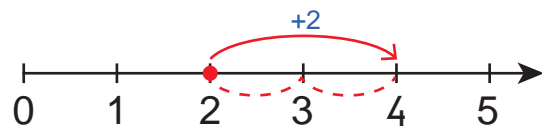
$$3 + 1 = 4$$



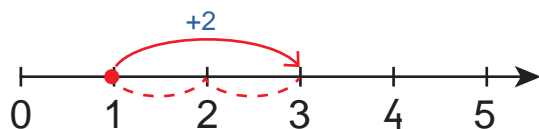
1 Vrojto mbledhjen në boshtin numerik. Plotëso barazimin.



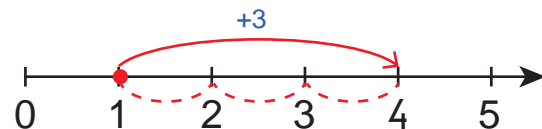
$$2 + \underline{\quad} = \underline{\quad}$$



$$2 + \underline{\quad} = \underline{\quad}$$

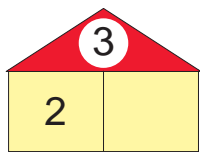


$$\underline{\quad} + \underline{\quad} = \underline{\quad}$$

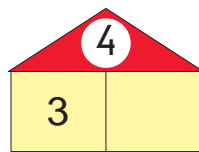


$$\underline{\quad} + \underline{\quad} = \underline{\quad}$$

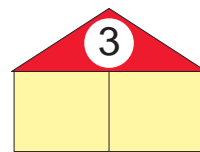
2 Plotëso me një numër, që shuma e të dyve të jetë sa numri në çati.



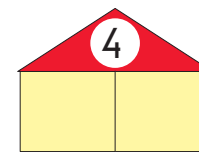
$$3 = 2 + \underline{\quad}$$



$$4 = \underline{\quad} + \underline{\quad}$$



$$3 = \underline{\quad} + \underline{\quad}$$



$$4 = \underline{\quad} + \underline{\quad}$$

3 Kryej mbledhjet.

$$3 + 1 = \underline{\quad}$$

$$1 + 1 = \underline{\quad}$$

$$1 + 2 = \underline{\quad}$$

$$4 + 0 = \underline{\quad}$$

$$2 + 1 = \underline{\quad}$$

$$0 + 2 = \underline{\quad}$$

$$2 + 2 = \underline{\quad}$$

$$0 + 3 = \underline{\quad}$$

$$1 + 3 = \underline{\quad}$$



Luajmë së bashku!

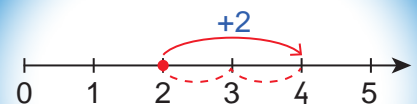


i pari



e dyta

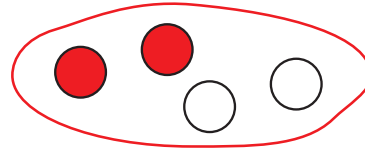
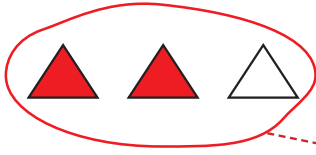
Sot mësova:



$$2 + 2 = 4$$

Tani është radha jote!

1 Lidh çdo grup figurash me një veprim me mbledhje.


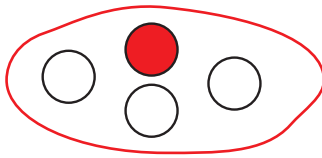
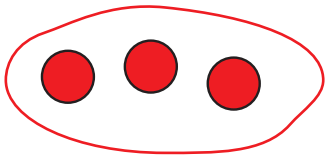


$$1 + 3$$

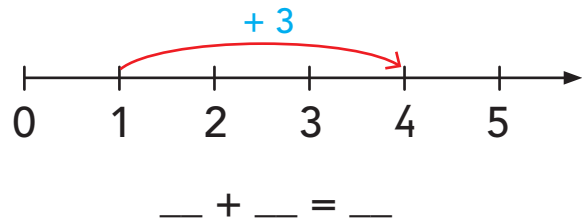
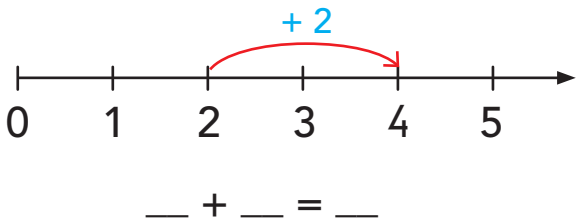
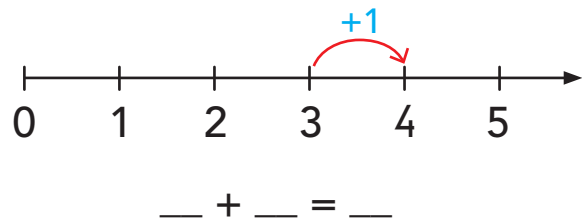
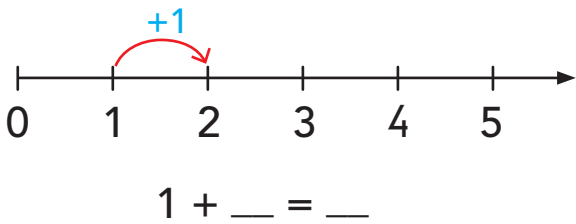
$$2 + 2$$

$$2 + 1$$

$$3 + 0$$



2 Shkruaj mbledhjet.



3 Kryej mbledhjet.

$$2 + 1 = _$$

$$2 + 2 = _$$

$$1 + 3 = _$$

$$3 + 1 = _$$

$$1 + 2 = _$$

$$0 + 3 = _$$

$$2 + 0 = _$$

$$0 + 4 = _$$

$$1 + 1 = _$$

$$1 + 1 + 1 = _$$


$$2 + 1 + 1 = _$$

$$0 + 3 + 1 = _$$

$$1 + 2 + 1 = _$$

$$2 + 0 + 2 = _$$

$$2 + 1 + 0 = _$$







Mbledhja

+



1 Vrojto figurën. Plotëso barazimet.

- Sa  janë gjithsej? $3 + _ = _$ 
- Sa  janë gjithsej? $_ + _ = _$ 

2 Vizato  që të bëhen 5 mbi çdo .



$$4 + _ = 5$$



$$_ + _ = 5$$

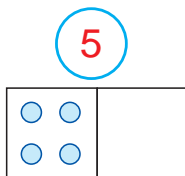


$$_ + _ = 5$$

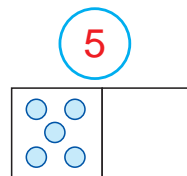


$$_ + _ = 5$$

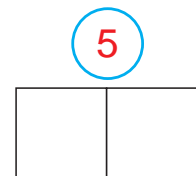
3 Vizato rrahtë që të bëhen 5 gjithsej. Plotëso barazimet.



$$4 + _ = 5$$



$$_ + _ = _$$



$$_ + _ = _$$



Luajmë së bashku!

- Së bashku me shokun, nxirrni 5 gishta.

e para



i dyti



Sot mësova:




$$4 + 1 = 5$$




$$3 + 2 = 5$$

Tani është radha jote!


1 Gjej sa janë gjithsej.




edhe



$$3 + _ = _$$




edhe



$$_ + _ = _$$

2 Lidh çdo grup figurash me një veprim me mbledhje.






$$1 + 4$$


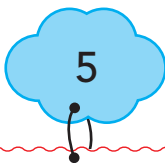
$$2 + 2$$

$$2 + 3$$


$$5 + 0$$




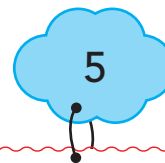
3 Vizato dhe plotëso barazimet.



$$4 + _ = _$$




$$_ + _ = _$$



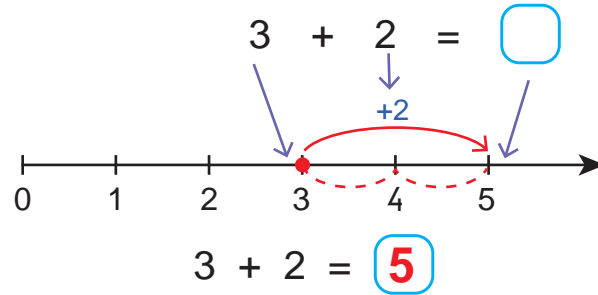
$$_ + _ = _$$

2.4

MBLEDHJE ME SHUMËN 5



Mbledhja



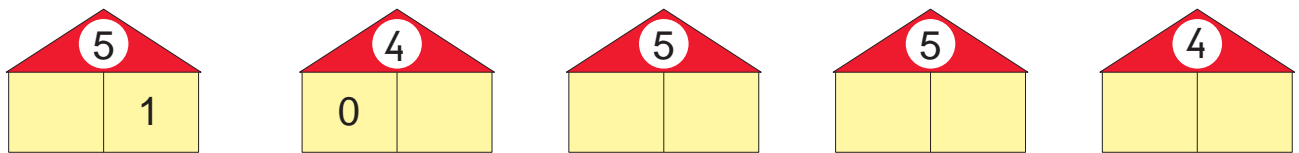
1 Vrojto mbledhjen në boshtin numerik. Plotëso barazimin.



2 Vizato shigjetën për mbledhjen e dhënë. Plotëso barazimin.



3 Plotëso.




4 Kryej mbledhjet.

$3 + 2 = _$ $2 + 3 = _$ $5 + 0 = _$ $2 + 1 = _$
 $1 + 4 = _$ $2 + 2 = _$ $1 + 3 = _$ $0 + 4 = _$

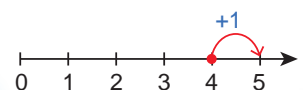


Luajmë së bashku!



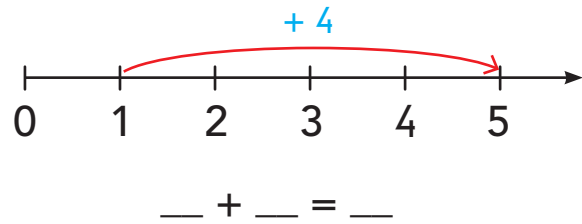
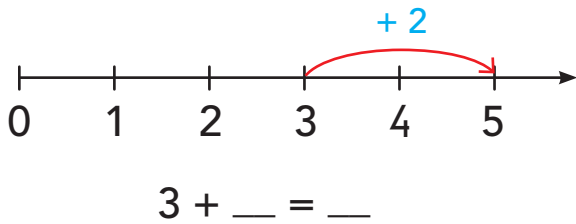
Sot mësova:

$4 + 1 = 5$

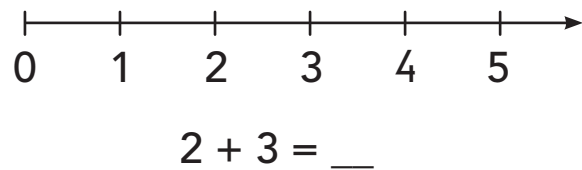
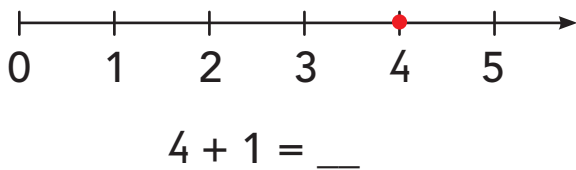


Tani është radha jote!

1 Shiko mbledhjet e paraqitura në boshtin numerik dhe plotëso barazimet.



2 Vizato shigjetën në boshtin numerik për mbledhjen e dhënë. Plotëso barazimet.



3 Kryej mbledhjet.

$$\begin{aligned} 4 + 1 &= _ \\ 5 + 0 &= _ \\ 2 + 3 &= _ \end{aligned}$$

$$\begin{aligned} 3 + 2 &= _ \\ 2 + 2 &= _ \\ 3 + 0 &= _ \end{aligned}$$

$$\begin{aligned} 1 + 4 &= _ \\ 0 + 4 &= _ \\ 3 + 1 &= _ \end{aligned}$$

$$\begin{aligned} 2 + 1 + 2 &= _ \\ 1 + 2 + 1 &= _ \end{aligned}$$

$$\begin{aligned} 3 + 1 + 1 &= _ \\ 0 + 2 + 3 &= _ \end{aligned}$$

4 Plotëso barazimet dhe tabelat.

$$4 = \square + \square$$

$$5 = \square + \square$$

$$4 = \square + \square$$

$$5 = \square + \square$$

+ 1	2	0	3	1	4

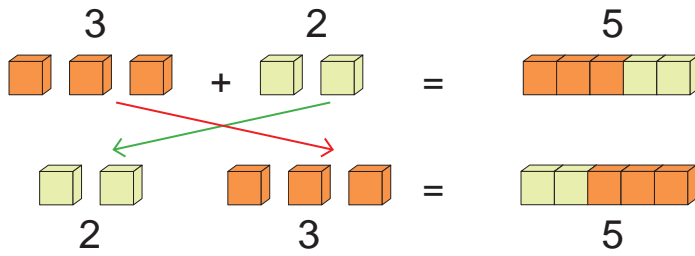
+ 2	2	1	0	3

2.5

NDËRROJMË VENDET E MBLEDHORËVE

Mbledh

Ndërroj vendet



$$3 + 2 = 5$$

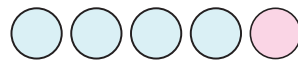
$$2 + 3 = 5$$

Kur u ndërrojmë vendet numrave që mbledhim, shuma nuk ndryshon.

1 Vrojto modelet. Plotëso barazimet.



$3 + 1 = \underline{\quad}$



$4 + \underline{\quad} = \underline{\quad}$

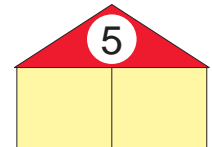
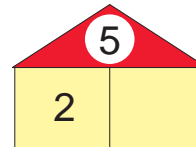
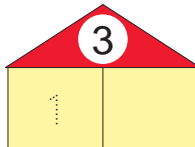
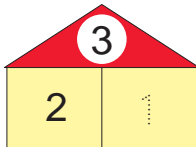


$1 + \underline{\quad} = \underline{\quad}$

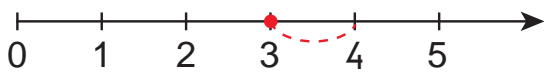


$\underline{\quad} + \underline{\quad} = \underline{\quad}$

2 Plotëso duke u ndërruar vendet numrave.



3 Vizato shigjetat në boshtet numerike për mbledhjet e dhëna.



$3 + 1 = \underline{\quad}$



$1 + 3 = \underline{\quad}$

• Krahaso shumat që gjete. Si dolën ato? Pse?

4 Ndërro vendet e numrave. Plotëso barazimet.

$2 + 1 = \underline{\quad}$
 $1 + \underline{\quad} = \underline{\quad}$

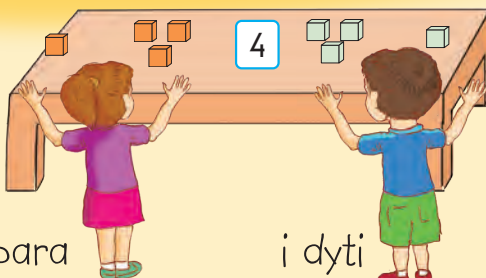
$4 + 1 = \underline{\quad}$
 $\underline{\quad} + \underline{\quad} = \underline{\quad}$

$2 + 3 = \underline{\quad}$
 $\underline{\quad} + \underline{\quad} = \underline{\quad}$

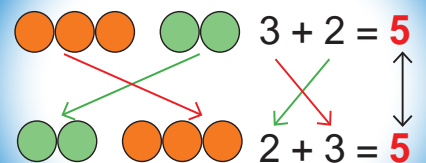
$3 + 1 = \underline{\quad}$
 $\underline{\quad} + \underline{\quad} = \underline{\quad}$



Luajmë së bashku!




Sot mësova:




Tani është radha jote!

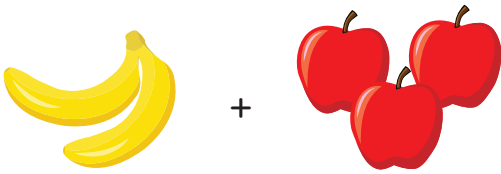
1 Sa janë gjithsej? Plotëso barazimet.




$$3 + \underline{\quad} = \underline{\quad} \text{ dardha}$$



$$\underline{\quad} + \underline{\quad} = \underline{\quad} \text{ dardha}$$




$$\underline{\quad} + \underline{\quad} = \underline{\quad} \text{ fruta}$$



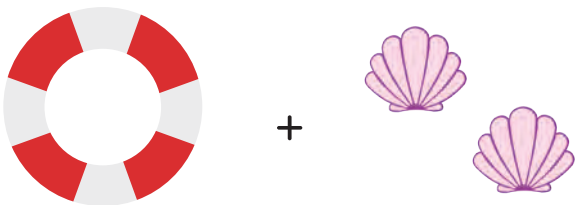
$$\underline{\quad} + \underline{\quad} = \underline{\quad} \text{ fruta}$$

2 Vizato figura, duke u ndërruar vendet. Gjej sa janë.



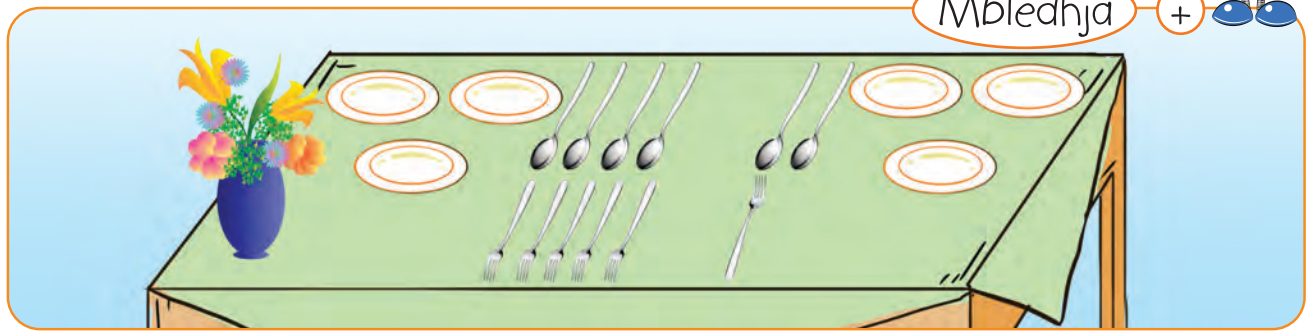
$$\underline{\quad} + \underline{\quad} = \underline{\quad}$$

$$\underline{\quad} + \underline{\quad} = \underline{\quad}$$


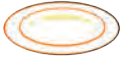






$$\underline{\quad} + \underline{\quad} = \underline{\quad}$$



$$\underline{\quad} + \underline{\quad} = \underline{\quad}$$



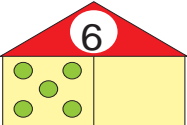
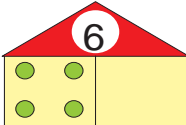
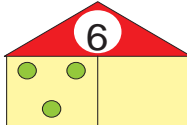
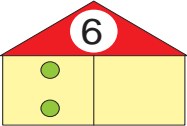
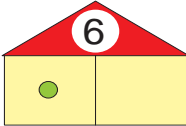
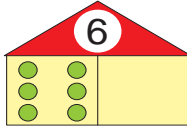
1 Vrojtto figurën. Plotëso barazimet.

- Sa  janë gjithsej? $3 + _ = _$ 
- Sa  janë gjithsej? $_ + _ = _$ 
- Sa  janë gjithsej? $_ + _ = _$ 

2 Vizato  që të bëhen 6 në çdo raft. Plotëso barazimet.

- 6**  $5 + _ = 6$
- 6**  $_ + _ = 6$
- 6**  $_ + _ = 6$

3 Vizato rrathe, që të bëhen 6 gjithsej. Plotëso.

- | | | |
|---|---|---|
| 
$5 + _ = _$ | 
$_ + _ = _$ | 
$_ + _ = _$ |
| 
$_ + _ = _$ | 
$_ + _ = _$ | 
$_ + _ = _$ |






Luajmë së bashku!

- Nxirrni së bashku me shokun ose shogën, 6 gishta gjithsej.

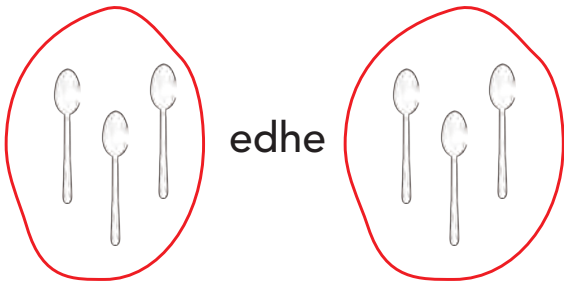


Sot mësova:


- | | |
|---|-------------|
|  | $5 + 1 = 6$ |
|  | $4 + 2 = 6$ |
|  | $3 + 3 = 6$ |

Tani është radha jote!

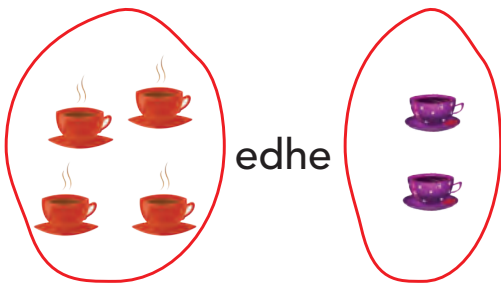
1 Sa janë gjithsej?




$$3 + _ = _$$



$$_ + _ = _$$

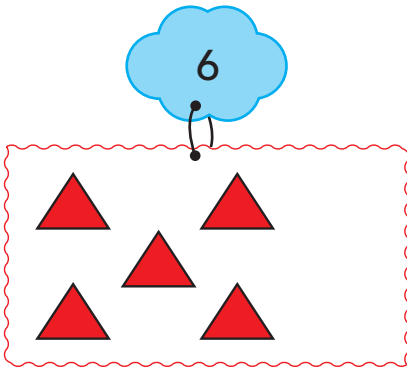


$$_ + _ = _$$

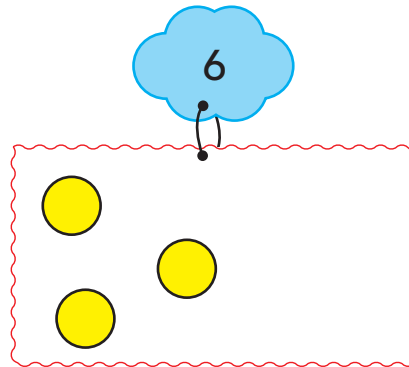


$$_ + _ = _$$

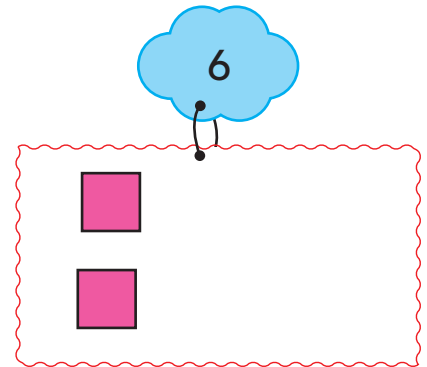
2 Vizato figura. Plotëso barazimet.



$$5 + _ = _$$

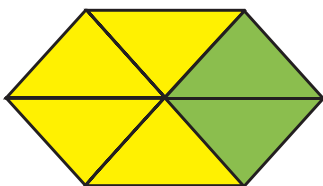


$$_ + _ = _$$

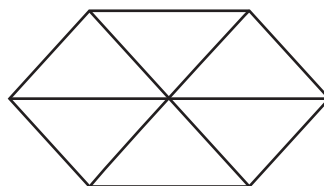


$$_ + _ = _$$

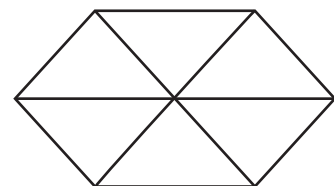
3 Ngjyros figurat duke përdorur dy ngjyra. Plotëso barazimet.



$$4 + _ = _$$



$$_ + _ = _$$



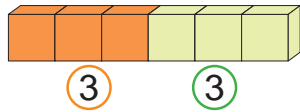
$$_ + _ = _$$

2.7

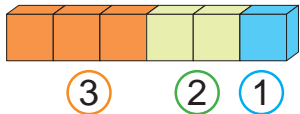
MBLEDHJE ME SHUMËN 6



Mbledhja +

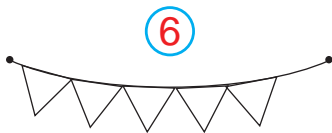


$$3 + 3 = 6$$

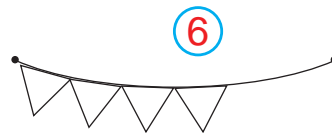


$$3 + 2 + 1 = 6$$

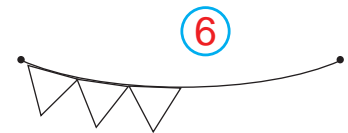
1 Vizato flamuj, që të bëhen 6 gjithsej. Ngjyrosi me dy ngjyra.



$$5 + _ = 6$$

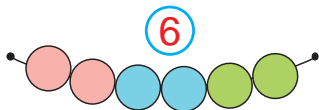


$$_ + _ = _$$




$$_ + _ = _$$


2 Ngjyros me tri ngjyra. Plotëso barazimin.



$$2 + 2 + _ = 6$$

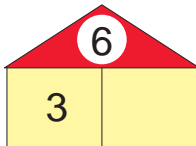


$$_ + _ + _ = _$$

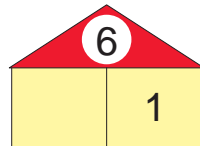


$$_ + _ + _ = _$$

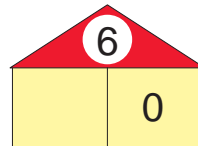
3 Plotëso me një numër, që shuma e të dyve të jetë 6.



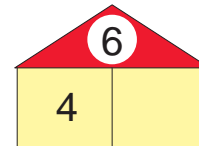
$$6 = 3 + _$$



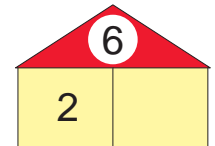
$$6 = _ + _$$



$$6 = _ + _$$



$$6 = _ + _$$



$$6 = _ + _$$

4 Kryej mbledhjet.

$$5 + 1 = _$$

$$1 + 5 = _$$

$$4 + 2 = _$$

$$2 + 4 = _$$

$$6 + 0 = _$$

$$0 + 6 = _$$

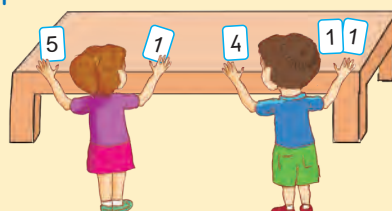
$$3 + 2 = _$$

$$2 + 3 = _$$



Luajmë së bashku!

- Nxirrni 2 ose 3 letra me numra, të cilët kur mblidhen, japin 6.



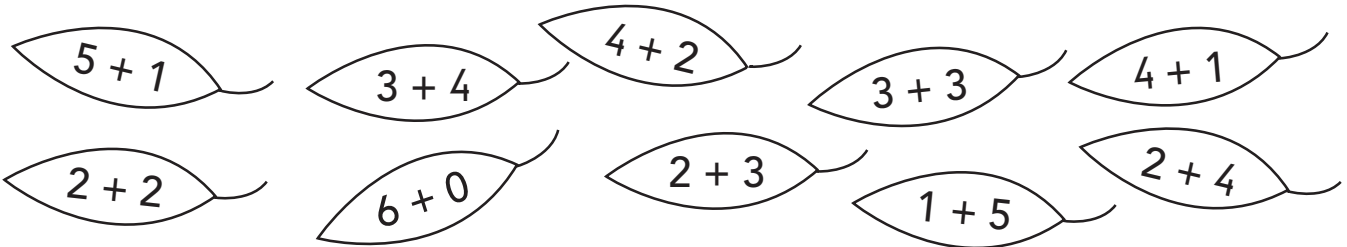
Sot mësova:

$$3 + 2 + 1 = 6$$

$$2 + 1 + 3 = 6$$

Tani është radha jote!

1 Ngjyros gjetet që tregojnë shumën 6.



2 Vizato figura. Gjej sa do të bëhen.

• Sa ● janë? Shto edhe 2 të tjerë.



___ + ___ = ___

• Sa ▲ janë? Shto edhe 1 tjetër.



___ + ___ = ___

• Sa ■ janë? Shto edhe 3 të tjerë.



___ + ___ = ___

3 Plotëso barazimet.

$4 + 1 = \underline{\quad}$
 $4 + 2 = \underline{\quad}$

$3 + 2 = \underline{\quad}$
 $3 + 3 = \underline{\quad}$

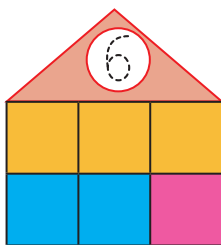
$4 + 0 = \underline{\quad}$
 $5 + 0 = \underline{\quad}$

$5 + 1 = \underline{\quad}$
 $1 + 5 = \underline{\quad}$

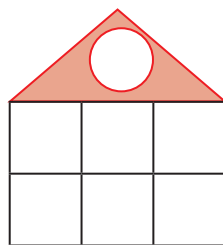
$6 = 3 + 2 + \underline{\quad}$
 $6 = 2 + 2 + \underline{\quad}$

$6 = 1 + 3 + \underline{\quad}$
 $6 = 4 + \underline{\quad} + \underline{\quad}$

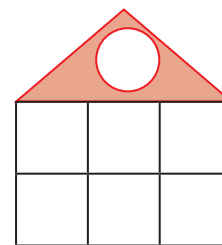
4 Ngjyros figurën duke përdorur tri ngjyra. Plotëso shumën.




$3 + 2 + 1 = \underline{\quad}$



___ + ___ + ___ = ___



___ + ___ + ___ = ___



Mbledhja +



1 Sa xhuxhë janë?

• Sa xhuxhë kanë ?

• Sa xhuxhë kanë ?

$$7 \text{ } = \square + \square$$

• Sa xhuxhë kanë ?

• Sa xhuxhë kanë ?

$$7 \text{ } = \square + \square$$

2 Vrojto. Plotëso barazimet.

$6 + _ = 7$

$5 + _ = _$

$4 + _ = _$

$_ + _ = _$

$_ + _ = _$

$_ + _ = _$

$0 + _ = _$

3 Vizato që të bëhen 7 në

çdo . Plotëso barazimet.



$$5 + _ = 7$$



$$_ + _ = _$$



Luajmë së bashku!

- Bashkë me shokun, gjeni dy letra me numra, që kur mbledhen japin 7.



Sot mësova:



$$6 + 1 = 7$$

$$5 + 2 = 7$$

$$4 + 3 = 7$$

Tani është radha jote!

1 Gjej sa kapela janë gjithsej.

edhe edhe

— + — = — — + — = —

2 Ndërro vendet e numrave. Plotëso barazimet.


$6 + 1 = \underline{\quad}$	$5 + 2 = \underline{\quad}$	$4 + 3 = \underline{\quad}$	$7 + 0 = \underline{\quad}$
$1 + \underline{\quad} = \underline{\quad}$	$\underline{\quad} + \underline{\quad} = \underline{\quad}$	$\underline{\quad} + \underline{\quad} = \underline{\quad}$	$\underline{\quad} + \underline{\quad} = \underline{\quad}$

3 Lidh çdo etiketë me një numër në boshtin numerik.

$3 + 2$	$4 + 3$	$3 + 3$
---------	---------	---------

$4 + 2$	$6 + 1$	$2 + 5$
---------	---------	---------

4 Vazhdo të vizatosh, që të bëhen 7 figura në çdo rresht.



5 shton 2 Mbledhja +

$5 + 2 = 7$ lule gjithsej

Shto 1 \rightarrow 1 më shumë \rightarrow +1

Shto 2 \rightarrow 2 më shumë \rightarrow +2

1 Plotëso.

1 më shumë se 6 \rightarrow

$6 + 1 = \underline{\quad}$

2 më shumë se 4 \rightarrow

$4 + \underline{\quad} = \underline{\quad}$

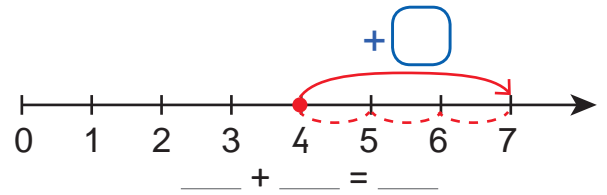
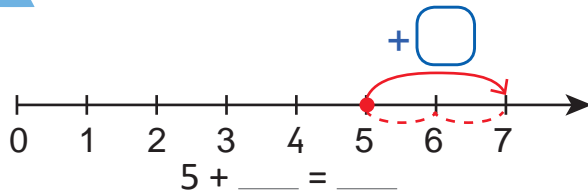
3 më shumë se 3 \rightarrow

$\underline{\quad} + \underline{\quad} = \underline{\quad}$

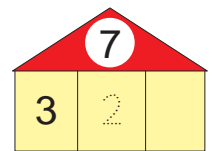
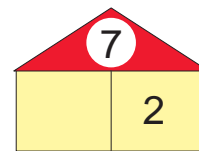
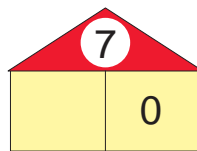
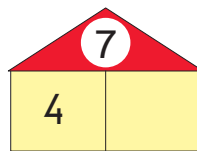
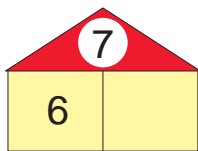
4 më shumë se 3 \rightarrow

$\underline{\quad} + \underline{\quad} = \underline{\quad}$

2 Plotëso barazimin.



3 Plotëso me një numër, që shuma e të dyve të jetë 7.



4 Kryej mbledhjet.

$5 + 1 = \underline{\quad}$

$5 + 2 = \underline{\quad}$

$4 + 2 = \underline{\quad}$

$4 + 3 = \underline{\quad}$

$3 + 3 = \underline{\quad}$

$3 + 4 = \underline{\quad}$

$6 + 0 = \underline{\quad}$

$7 + 0 = \underline{\quad}$



Luajmë së bashku!

- Formo figura me 7 forma.
Shoku yt shkruan mbledhjen.



Sot mësova:

3 më shumë se 4 bëjnë 7.

$4 + 3 = \boxed{7}$

Tani është radha jote!

1 Vizato figura. Gjej sa do të bëhen.

Sa 🌸 janë? Shto edhe 3 të tjera.



$$_ + _ = _$$

Sa 🍌 janë? Shto edhe 5 të tjerë.



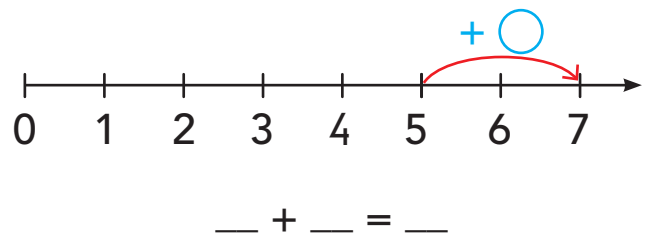
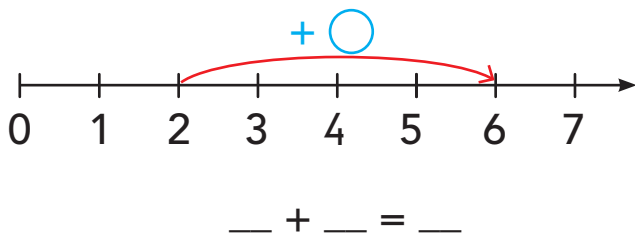
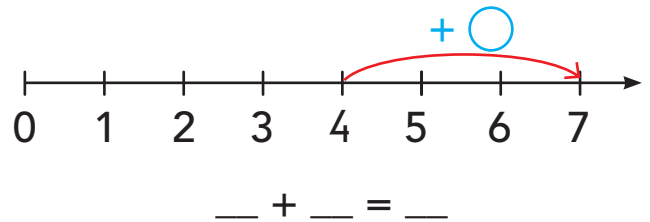
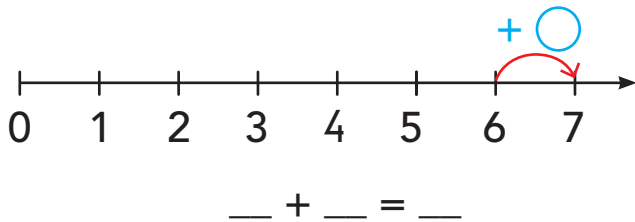
$$_ + _ = _$$

Sa 🍦 janë? Shto edhe 4 të tjera.



$$_ + _ = _$$

2 Shkruaj barazimet për mbledhjet e dhëna në boshtet numerike.



3 Plotëso barazimet.

$$1 + 6 = _$$

$$3 + 3 = _$$

$$4 + 3 = _$$

$$5 + 2 = _$$

$$2 + 4 = _$$

$$7 + 0 = _$$

$$3 + 4 = _$$

$$1 + 5 = _$$

$$6 = _ + _$$

$$6 = _ + _$$

$$7 = _ + _$$

$$7 = _ + _$$

$$7 = 3 + _ + _$$

$$7 = _ + _ + _$$



1 Vrojto figurën. Plotëso barazimet.

Sa tullumbace janë gjithsej?

$$4 + _ = _$$

Sa flamuj janë gjithsej?

$$_ + _ = _$$

Sa pako me dhurata janë gjithsej?

$$_ + _ = _$$

2 Vrojto. Plotëso barazimet.

7	1	$7 + _ = 8$
---	---	--------------

6	2	$6 + _ = _$
---	---	---------------

5	3	$5 + _ = _$
---	---	---------------


4	4	$_ + _ = _$
---	---	----------------

3	5	$_ + _ = _$
---	---	----------------


2	6	$_ + _ = _$
---	---	----------------

1	7	$_ + _ = _$
---	---	----------------

3 Vizato karamele, që të bëhen 8.
Plotëso barazimin.



$$_ + _ = 8$$



$$_ + _ = 8$$




Luajmë së bashku!

- Hidh kubin (zarin). Bashkë me shokun gjeni dy numra që, kur mbledhen, japin 8.



Sot mësova:



$$7 + 1 = 8$$

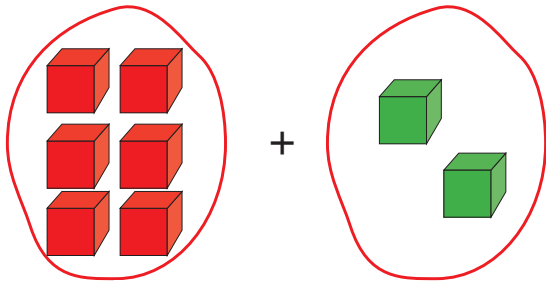
$$6 + 2 = 8$$

$$5 + 3 = 8$$

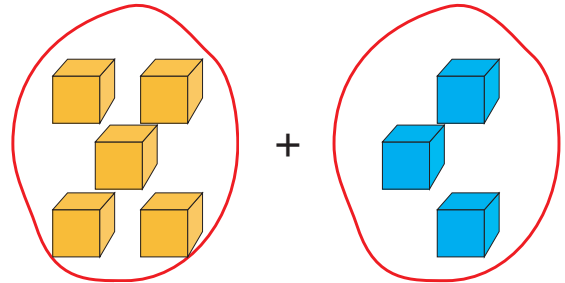
$$4 + 4 = 8$$

Tani është radha jote!

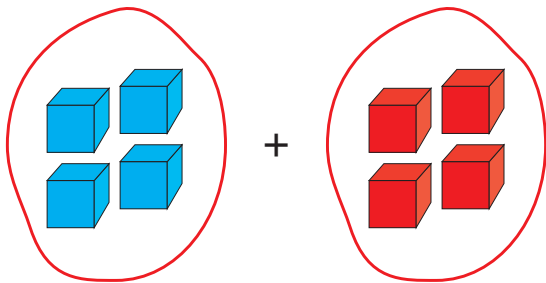
1 Sa janë gjithsej?



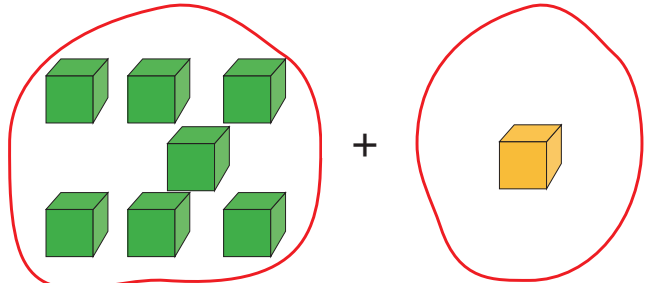
$$_ + _ = _$$



$$_ + _ = _$$






$$_ + _ = _$$



$$_ + _ = _$$

2 Vazhdo të vizatosh, që të bëhen 8 figura në çdo rresht.



3 Shkruaj barazimet.

1 më shumë se 7 → $7 + _ = _$

2 më shumë se 6 → $6 + _ = _$

3 më shumë se 5 → $5 + _ = _$

4 më shumë se 3 → $3 + _ = _$

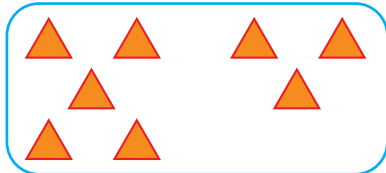
2.11

MBLEDHJE ME SHUMËN 8




Mbledhja

Shuma



$$5 + 3 = 8$$


Shuma




$$6 + 2 = 8$$

Shuma

1 Gjej shumën.



$$7 + _ = _$$

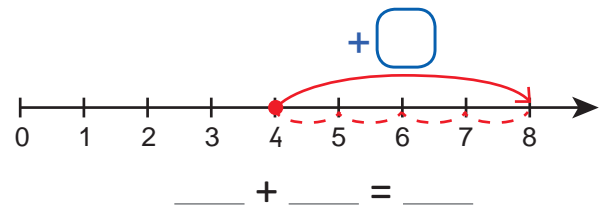
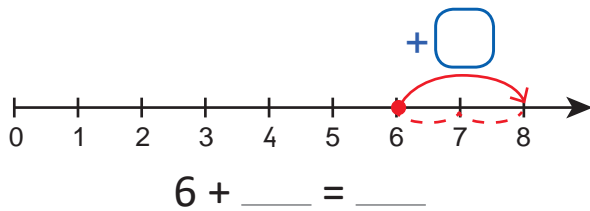


$$_ + _ = _$$

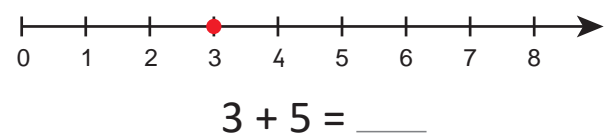
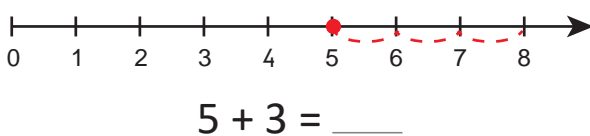


$$_ + _ = _$$

2 Vrojto mbledhjen në boshtin numerik. Gjej shumën.



3 Vizato shigjetën për mbledhjen e dhënë. Gjej shumën.



4 Gjej shumën.

$$4 + 4 = _$$

$$4 + 3 = _$$

$$5 + 3 = _$$

$$5 + 2 = _$$

$$6 + 2 = _$$

$$6 + 1 = _$$

$$3 + 3 + 2 = _$$

$$4 + 1 + 3 = _$$



Luajmë së bashku!

Shuma 8



Sot mësova:

$$7 + 1 = 8$$

Shuma

Tani është radha jote!

1 Plotëso.

- Ngjyros me 2 ngjyra.



$$8 = 6 + \underline{\quad}$$



$$8 = \underline{\quad} + \underline{\quad}$$

- Ngjyros me 3 ngjyra.



$$8 = 3 + 2 + \underline{\quad}$$



$$8 = \underline{\quad} + \underline{\quad} + \underline{\quad}$$

2 Ngjyros shumën për çdo mbledhje.

--	--	--	--

3 Gjej shumën.

$$\begin{aligned} 7 + 1 &= \underline{\quad} \\ 1 + 7 &= \underline{\quad} \end{aligned}$$

$$\begin{aligned} 5 + 3 &= \underline{\quad} \\ 3 + 5 &= \underline{\quad} \end{aligned}$$

$$\begin{aligned} 6 + 2 &= \underline{\quad} \\ 2 + 6 &= \underline{\quad} \end{aligned}$$

$$\begin{aligned} 4 + 4 &= \underline{\quad} \\ 8 + 0 &= \underline{\quad} \end{aligned}$$

$$\begin{aligned} 2 + 3 + 2 &= \underline{\quad} \\ 4 + 2 + 2 &= \underline{\quad} \end{aligned}$$

$$\begin{aligned} 5 + 3 + 0 &= \underline{\quad} \\ 1 + 0 + 6 &= \underline{\quad} \end{aligned}$$



Mbledhja +



1 Vrojto figurën. Gjej sa janë.

- Sa  janë gjithsej?
- Sa  janë në pemë?
- Sa  kanë rënë në tokë?
- Sa  janë gjithsej?

$$5 + \underline{\quad} = \square$$



$$\underline{\quad} + \underline{\quad} = \square$$



$$\underline{\quad} + \underline{\quad} = \square$$



$$\underline{\quad} + \underline{\quad} = \square$$



2 Në çdo  duhet të jenë 9 pika. Vizato pikat që mungojnë dhe plotëso barazimet.



$$5 + \underline{\quad} = 9$$



$$\underline{\quad} + \underline{\quad} = 9$$

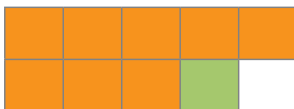


$$\underline{\quad} + \underline{\quad} = 9$$




$$\underline{\quad} + \underline{\quad} = 9$$


3 Vazhdo të ngjyrosësh me një ngjyrë tjetër. Plotëso barazimet.




$$9 = 8 + 1$$




$$9 = \underline{\quad} + \underline{\quad}$$



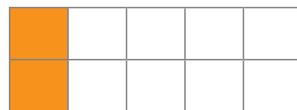
$$9 = \underline{\quad} + \underline{\quad}$$




$$9 = \underline{\quad} + \underline{\quad}$$



$$9 = \underline{\quad} + \underline{\quad}$$



$$9 = \underline{\quad} + \underline{\quad}$$



$$9 = \underline{\quad} + \underline{\quad}$$



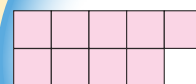
$$9 = \underline{\quad} + \underline{\quad}$$



Luajmë së bashku!

- Së bashku me shokun ose shoqen, nxirrni 9 forma të të njëjtit lloj.

Sot mësova:



$$9 = 8 + 1$$

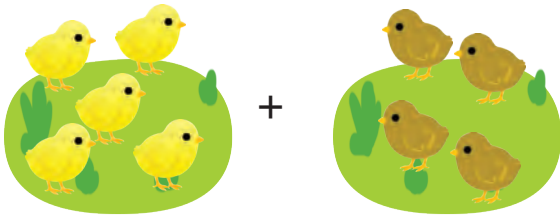
$$9 = 7 + 2$$

$$9 = 6 + 3$$


$$9 = 5 + 4$$

Tani është radha jote!


1 Gjej sa zogj janë gjithsej.




$$_ + _ = _$$



$$_ + _ = _$$



$$_ + _ = _$$



$$_ + _ = _$$

2 Vizato gjethe, që të bëhen 9 në çdo rresht. Plotëso.



$$_ + _ = 9$$



$$_ + _ = 9$$

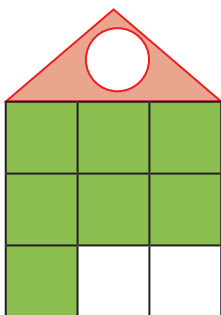


$$_ + _ = 9$$

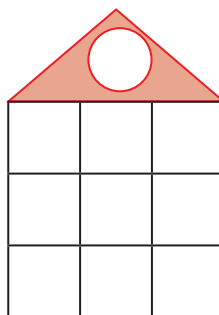


$$_ + _ = 9$$

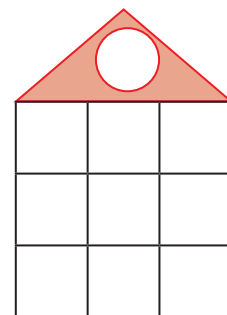
3 Ngjyros murin e shtëpisë duke përdorur dy ngjyra. Plotëso barazimet dhe shëno shumat në secilën çati.



$$7 + _ = _$$



$$_ + _ = _$$



$$_ + _ = _$$

2.13

MBLEDHJE ME SHUMËN 9



Mbledhja +

6

3 më shumë

6 + 3 = 9

9 ka 3 më shumë se 6. 9
9 është 3 më e madhe se 6.

1 Gjej numrin:

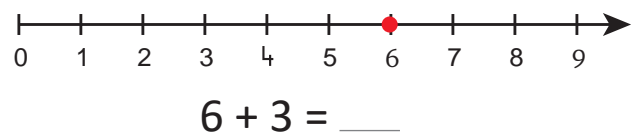
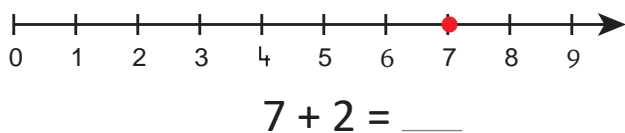
2 më shumë se 5 →

1 më i madh se 8 →

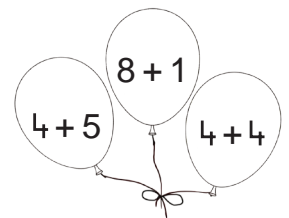
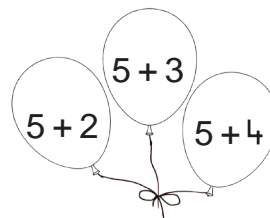
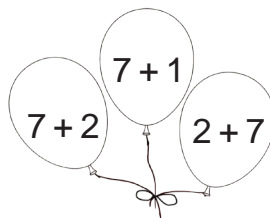
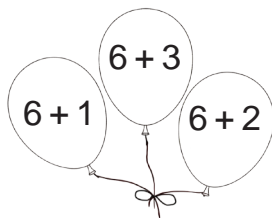
4 më shumë se 5 →

2 më i madh se 6 →

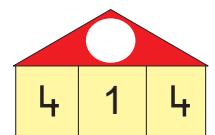
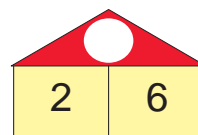
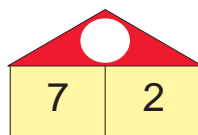
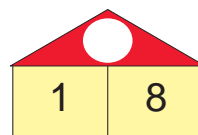
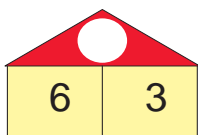
2 Vizato shigjetën për mbledhjen e dhënë. Gjej shumën.



3 Ngjyros tullumbacet që kanë shumën 9.



4 Shëno shumën në çati. Shkruaj barazimin.

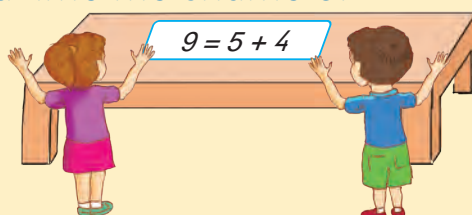


$6 + 3 = \underline{\quad}$ $\underline{\quad}$ $\underline{\quad}$ $\underline{\quad}$ $\underline{\quad}$



Luajmë së bashku!

- Shkruaj me shokun ose shoqen, barazime me shumë 9.



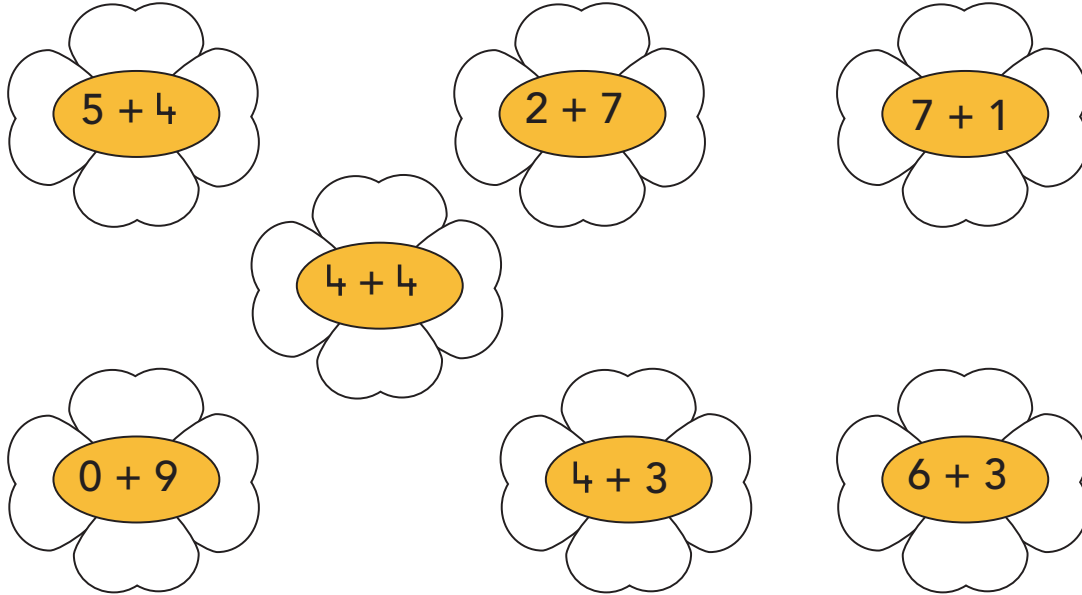
Sot mësova:

2 më i madh se 7 → **9**

$7 + 2 = 9$

Tani është radha jote!

1 Ngjyros lulet që tregojnë shumën 9.



2 Plotëso tabelat.

Numri	2 më shumë
4	
6	
7	
5	

Numri	3 më i madh
3	
5	
4	
6	

3 Plotëso barazimet për shumat e dhëna.

$$9 = _ + _$$

$$9 = _ + _$$

$$8 = _ + _$$


$$7 = _ + _$$

$$9 = _ + _ + _$$

$$8 = _ + _ + _$$

$$7 = _ + _ + _$$

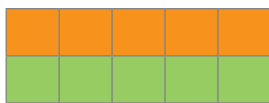
$$9 = _ + _ + _$$




1 Vrojtto figurën. Gjej sa janë.

- Sa topa janë gjithsej në pemë? $7 + \underline{\quad} = \underline{\quad}$
- Sa yje janë gjithsej në pemë? $\underline{\quad} + \underline{\quad} = \underline{\quad}$
- Sa dhurata janë gjithsej? $\underline{\quad} + \underline{\quad} = \underline{\quad}$
- Sa flamuj janë gjithsej? $\underline{\quad} + \underline{\quad} = \underline{\quad}$


2 Janë 10 katrorë. Vazhdo ngjyrosi me një ngjyrë tjetër. Plotëso barazimet.




$$5 + 5 = 10$$




$$6 + \underline{\quad} = \underline{\quad}$$




$$7 + \underline{\quad} = 10$$



$$\underline{\quad} + \underline{\quad} = 10$$



$$\underline{\quad} + \underline{\quad} = 10$$



$$\underline{\quad} + \underline{\quad} = 10$$

3 Gjej shumën.

$$9 + 1 = \underline{\quad}$$

$$1 + 9 = \underline{\quad}$$

$$6 + 4 = \underline{\quad}$$

$$4 + 6 = \underline{\quad}$$

$$8 + 2 = \underline{\quad}$$

$$2 + 8 = \underline{\quad}$$

$$7 + 3 = \underline{\quad}$$

$$3 + 7 = \underline{\quad}$$

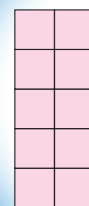


Luajmë së bashku!

- Nxirrni 10 gishta së bashku me shokun ose shoqen.



Sot mësova:



$$10 = 9 + 1$$

$$10 = 8 + 2$$


$$10 = 7 + 3$$

$$10 = 6 + 4$$

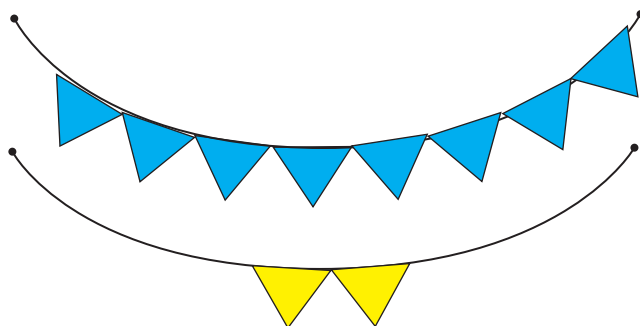
$$10 = 5 + 5$$

Tani është radha jote!


1 Gjej sa flamuj janë gjithsej.




$$_ + _ = _$$



$$_ + _ = _$$



$$_ + _ = _$$



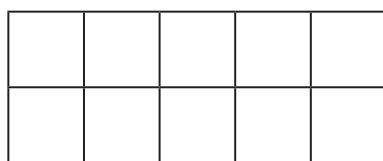
$$_ + _ = _$$

2 Plotëso.

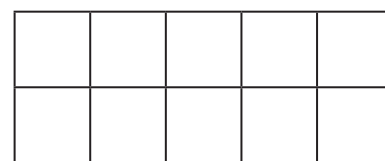
- Ngjyros me dy ngjyra.



$$6 + _ = 10$$

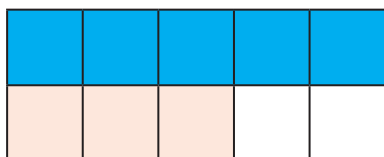


$$_ + _ = 10$$



$$_ + _ = 10$$

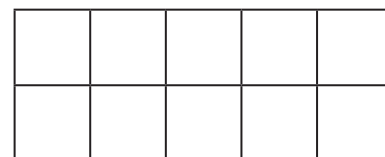
- Ngjyros me tri ngjyra.




$$5 + 3 + _ = 10$$



$$_ + _ + _ = 10$$

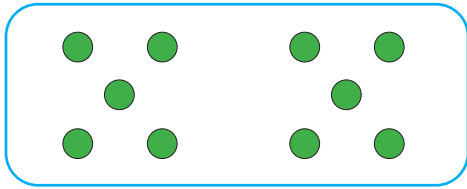


$$_ + _ + _ = 10$$



Mbledhja

Mbledhori



Mbledhori → M

Shuma → Sh

M + M = Sh

$$5 + 5 = 10$$

Mbledhori

Mbledhori

Shuma

1 Rretho me mbledhorët dhe me shumën.

$$5 + 3 = 8$$

$$8 = 5 + 3$$

$$6 + 3 = 9$$

$$9 = 6 + 3$$

$$10 = 8 + 2$$

$$8 + 2 = 10$$

$$1 + 9 = 10$$

$$10 = 1 + 9$$

2 Janë dhënë mbledhorët. Gjej shumën.

8	2
10	

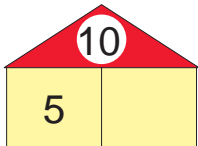
3	6

4	6

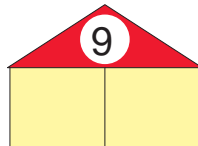
7	3

10	0

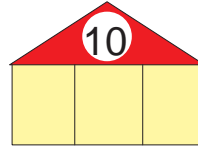
3 Është dhënë shuma. Gjej mbledhorët.



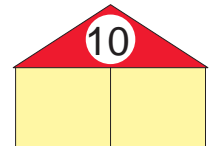
$$10 = 5 + \underline{\quad}$$



$$9 = \underline{\quad} + \underline{\quad}$$

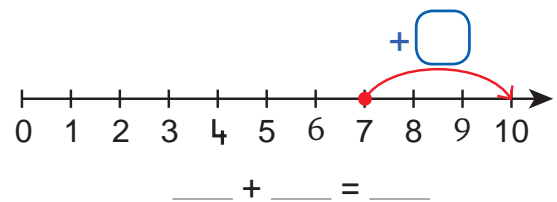
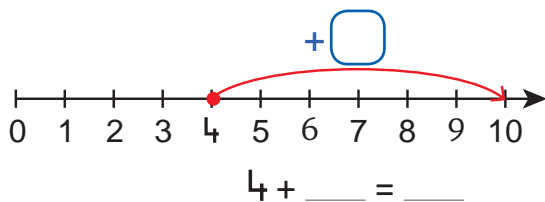


$$10 = \underline{\quad} + \underline{\quad} + \underline{\quad}$$



$$10 = \underline{\quad} + \underline{\quad}$$

4 Vrojto mbledhjen në boshtin numerik. Gjej shumën.



Luajmë së bashku!




Sot mësova:

$$\begin{array}{c} M \\ \uparrow \\ 7 \end{array} + \begin{array}{c} M \\ \uparrow \\ 3 \end{array} = \begin{array}{c} Sh \\ \uparrow \\ 10 \end{array}$$

$$10 = \begin{array}{c} \uparrow \\ Sh \end{array} 7 + \begin{array}{c} \uparrow \\ M \end{array} 3 = \begin{array}{c} \uparrow \\ M \end{array} 10$$

Tani është radha jote!

- 1 Lidh me akuariumin peshqit që tregojnë shumën 10.
Ngjyrosi sipas dëshirës.



- 2 Ngjyros me mbledhorët dhe me shumën.

$$\boxed{7} + \boxed{2} = \boxed{9}$$

$$\boxed{6} + \boxed{4} = \boxed{10}$$

$$\boxed{9} = \boxed{1} + \boxed{8}$$


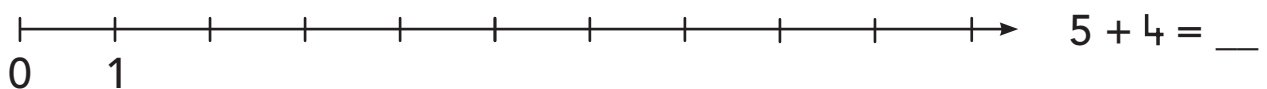
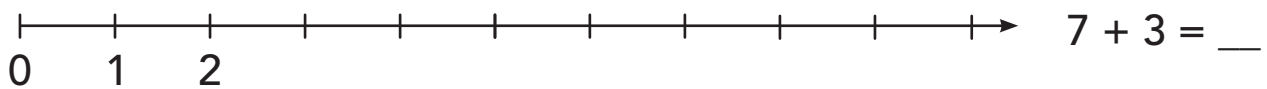
$$\boxed{10} = \boxed{8} + \boxed{2}$$

$$\boxed{10} = \boxed{1} + \boxed{9}$$

$$\boxed{7} + \boxed{3} = \boxed{10}$$

- 3 Plotëso me numra boshtin numerik.

Vizato shigjetën për mbledhjen e dhënë. Gjej shumën.



2.16

MBLEDHJE DERI NË 10



Mbledhja +

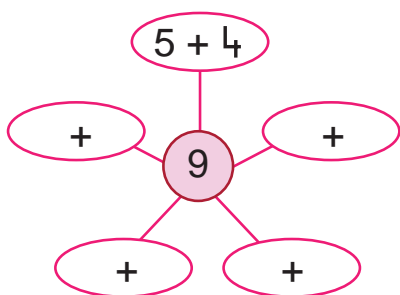
Numri	2 më i madh
5	7
3	5
7	9

→ $5 + 2 = 7$

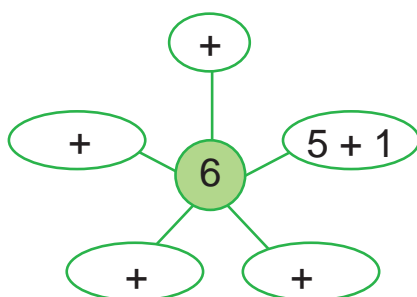
→ $3 + 2 = 5$

→ $7 + 2 = 9$

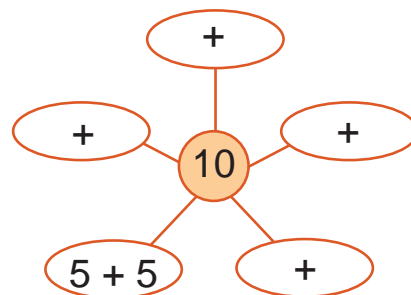
1 Gjej mbledhorët.



$9 = 5 + 4$
 $9 = _ + _$
 $9 = _ + _$
 $9 = _ + _$
 $9 = _ + _$



$6 = 5 + 1$
 $6 = _ + _$
 $6 = _ + _$
 $6 = _ + _$
 $6 = _ + _$



$10 = 5 + 5$
 $10 = _ + _$
 $10 = _ + _$
 $10 = _ + _$
 $10 = _ + _$

2 Plotëso tabelën dhe barazimet.

Numri	3 më i madh
4	
7	
6	
5	

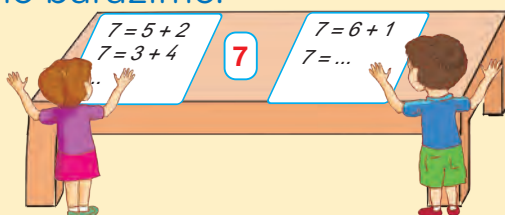
$4 + 3 = _$
 $7 + _ = _$
 $_ + _ = _$
 $_ + _ = _$

Numri	4 më shumë
1	
4	
6	
5	



Luajmë së bashku!

- Fiton lojën ai ose ajo që shkruan më shumë barazime.




Sot mësova:

Numri	5 më i madh
3	8

$3 + 5 = 8$

2.17

MBLEDHJE DERI NË 10



Mbledhja

+

+ →	5
2	7
3	8
4	9

$2 + 5 = 7$

$3 + 5 = 8$

$4 + 5 = 9$

8	
5	3
2	6
4	4

$8 = 5 + 3$

$8 = 2 + 6$

$8 = 4 + 4$

shuma

mbledhorët

1 Gjej shumën. Plotëso tabelat dhe barazimet.

+ →	3
2	
6	
4	
7	

$2 + 3 = \underline{\quad}$

$6 + \underline{\quad} = \underline{\quad}$

$\underline{\quad} + \underline{\quad} = \underline{\quad}$

$\underline{\quad} + \underline{\quad} = \underline{\quad}$

+ →	4
3	
5	
2	
6	

$3 + 4 = \underline{\quad}$

$\underline{\quad} + \underline{\quad} = \underline{\quad}$

$\underline{\quad} + \underline{\quad} = \underline{\quad}$

$\underline{\quad} + \underline{\quad} = \underline{\quad}$

2 Gjej mbledhorët. Plotëso barazimet.

7	
6	1

$7 = 6 + 1$

$7 = \underline{\quad} + \underline{\quad}$

$\underline{\quad} = \underline{\quad} + \underline{\quad}$

$\underline{\quad} = \underline{\quad} + \underline{\quad}$

9	
5	4

10	
8	

3 Gjej shumën ose mbledhorët.

Mbledhori	4	6	2	8	0
Mbledhori	2	3	7	1	9
Shuma					

Shuma	8	10	6	9	7
Mbledhori	5				
Mbledhori	3				



Luajmë së bashku!



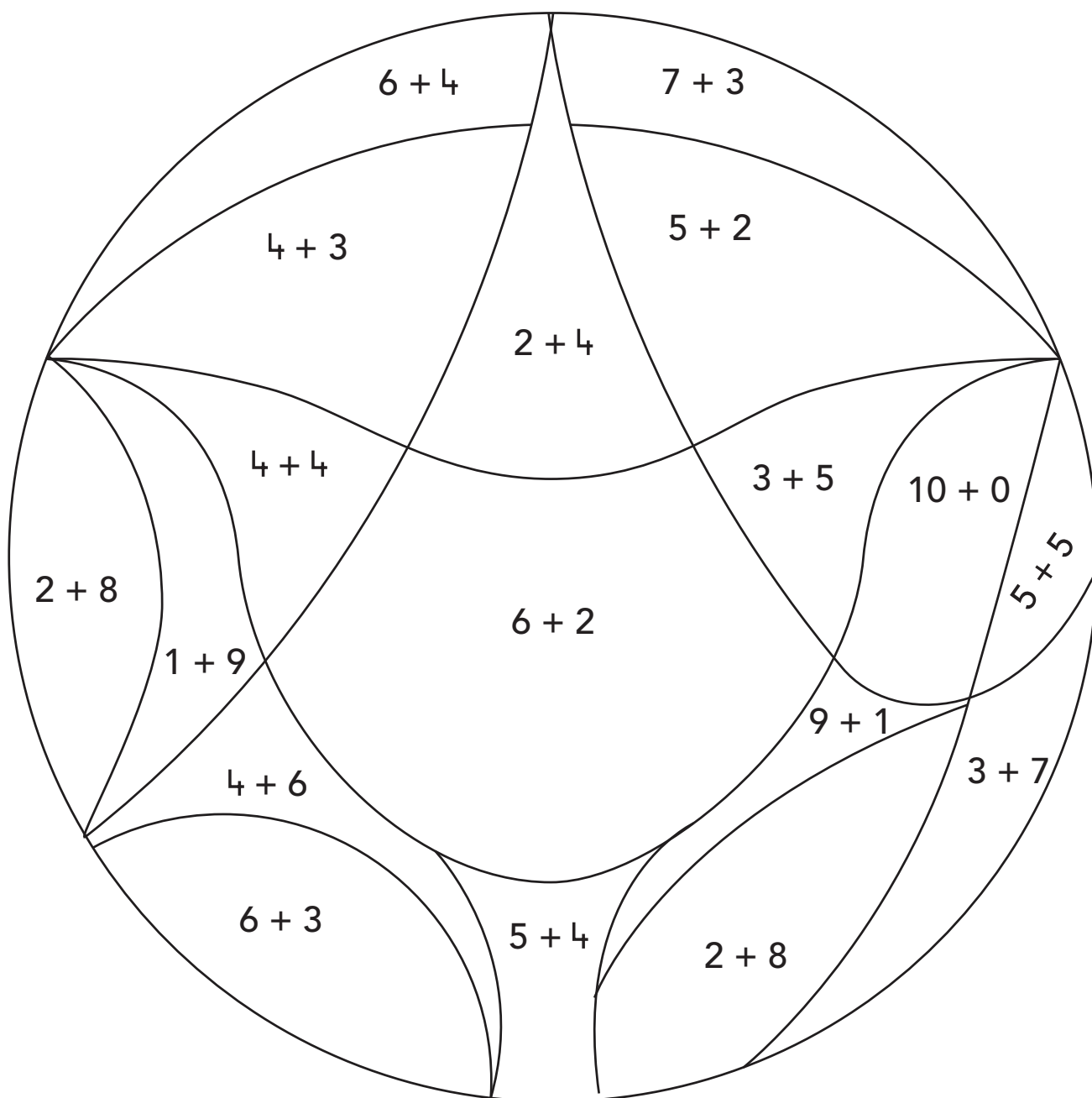

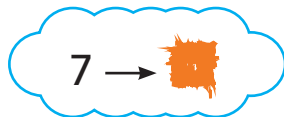
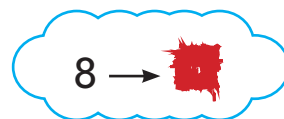
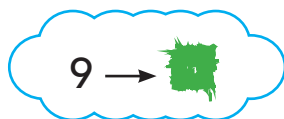
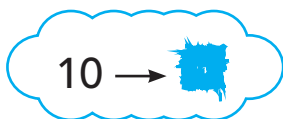
Sot mësova:

+ →	6
3	9

$3 + 6 = 9$


Tani është radha jote!

1 Ngjyros figurën me ngjyrat e shumave të dhëna.



2.18

MBLEDHJE DERI NË 10



1

Gjej shumën.

$4 + 2 = \underline{\quad}$

$3 + 4 = \underline{\quad}$

$7 + 3 = \underline{\quad}$

$0 + 8 = \underline{\quad}$

$1 + 9 = \underline{\quad}$

$6 + 3 = \underline{\quad}$

$4 + 5 = \underline{\quad}$

$2 + 8 = \underline{\quad}$

$4 + 3 + 2 = \underline{\quad}$

$5 + 1 + 4 = \underline{\quad}$

$3 + 2 + 3 = \underline{\quad}$

$6 + 0 + 2 = \underline{\quad}$

2

Gjej mbledhorët.

$7 = 6 + \underline{\quad}$

$7 = \underline{\quad} + \underline{\quad}$

$7 = \underline{\quad} + \underline{\quad}$

$7 = \underline{\quad} + \underline{\quad}$

$8 = \underline{\quad} + \underline{\quad}$

$8 = \underline{\quad} + \underline{\quad}$

$8 = \underline{\quad} + \underline{\quad}$

$8 = \underline{\quad} + \underline{\quad}$

$9 = 4 + 1 + \underline{\quad}$

$9 = \underline{\quad} + \underline{\quad} + \underline{\quad}$

$10 = \underline{\quad} + \underline{\quad} + \underline{\quad}$

$10 = \underline{\quad} + \underline{\quad} + \underline{\quad}$

3

Shkruaj barazimet me mbledhje.

$$\begin{array}{cc} 5 & 3 \\ & 8 \\ + & = \end{array}$$

$5 + 3 = \underline{\quad}$

$$\begin{array}{cc} 10 & 4 \\ & 6 \\ + & = \end{array}$$

$\underline{\quad}$

$$\begin{array}{cc} 2 & 9 \\ & 7 \\ + & = \end{array}$$

$\underline{\quad}$

$$\begin{array}{cc} 3 & 10 \\ & 7 \\ + & = \end{array}$$

$\underline{\quad}$

4

Vendos shenjën $>$, $<$ ose $=$.

$5 + 2 \overset{7}{\curvearrowright} \bigcirc 8$

$6 + 3 \bigcirc 8$

$2 + 8 \bigcirc 10$

$9 \bigcirc 4 + 4 \overset{8}{\curvearrowright}$

$10 \bigcirc 6 + 2$

$8 \bigcirc 4 + 5$

$3 + 3 \bigcirc 7$

$8 + 1 \bigcirc 9$

$5 + 5 \bigcirc 8$

$3 + 4 \overset{7}{\curvearrowright} \bigcirc 2 + 6 \overset{8}{\curvearrowright}$


$7 + 3 \bigcirc 1 + 9$

$7 + 2 \bigcirc 0 + 9$


$4 + 6 \bigcirc 3 + 6$




1 Sa janë gjithsej?




$$\square + \square = \square \text{ peshq gjithsej}$$



$$\square \circ \square = \square \text{ rosa gjithsej}$$



$$\square \circ \square = \square \text{ pinguinë gjithsej}$$




$$\square \circ \square = \square \text{ bretkosa gjithsej}$$




$$\square \circ \square = \square \text{ dallëndyshe gjithsej}$$



$$\square \circ \square = \square \text{ ketrushë gjithsej}$$



$$\square \circ \square = \square \text{ qen gjithsej}$$



$$\square \circ \square = \square \text{ mace gjithsej}$$

2.20 PROBLEMA



1 Gjej duke plotësuar barazimet.

Në  janë 6  dhe 4 .

Sa dardha janë në  ?

___  + ___  = ___ dardha

Në  janë 2 .



Në  janë 7  më shumë se në .

Sa  janë në  ?

___  = ___  në 



 vizatoi  dhe  në .



 vizatoi 6.

 vizatoi 3 më shumë se .



Sa  vizatoi  ?

___  = ___ 


 ka 4 .

 ka 3 .



Sa  kanë vajzat gjithsej?

___  = ___  gjithsej

Në  janë 8  dhe 2 .


Sa speca janë në  ?

___  + ___  = ___ speca gjithsej

 shkroi në  5 fjalë.



 shkroi në  3 fjalë.

Sa fjalë shkruan  dhe  në  ?

___  = ___ fjalë gjithsej


Në  ka 6  dhe 2 .



Sa perime ka gjithsej në  ?


___  + ___  = ___ perime gjithsej

Në  ka 3 .


Në  ka 7 .

Sa  ka gjithsej?

___  = ___  gjithsej



1 Ngjyros figurën me ngjyrat e shumave të dhëna.

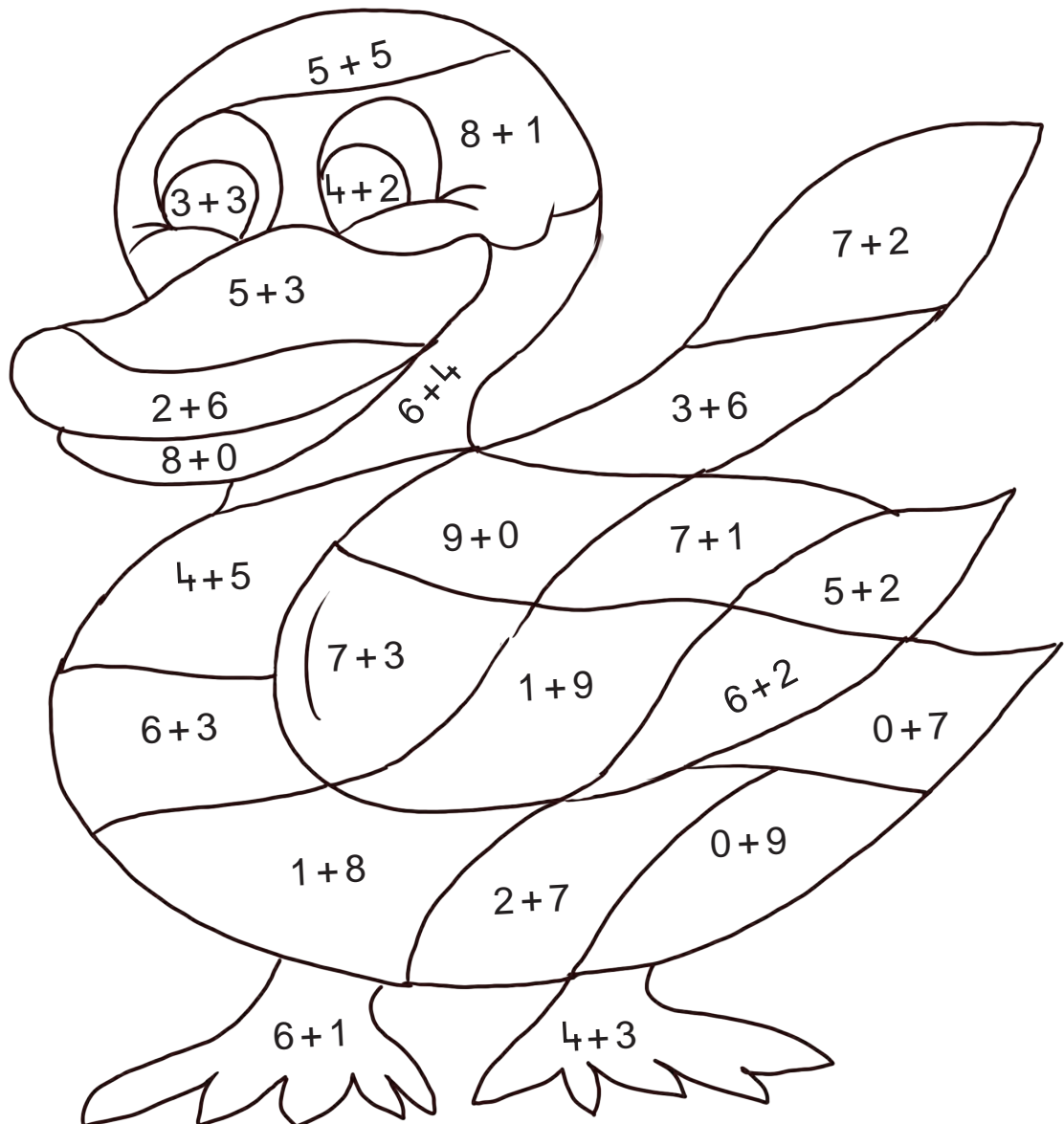
 → 10

 → 9

 → 8

 → 7

 → 6






3

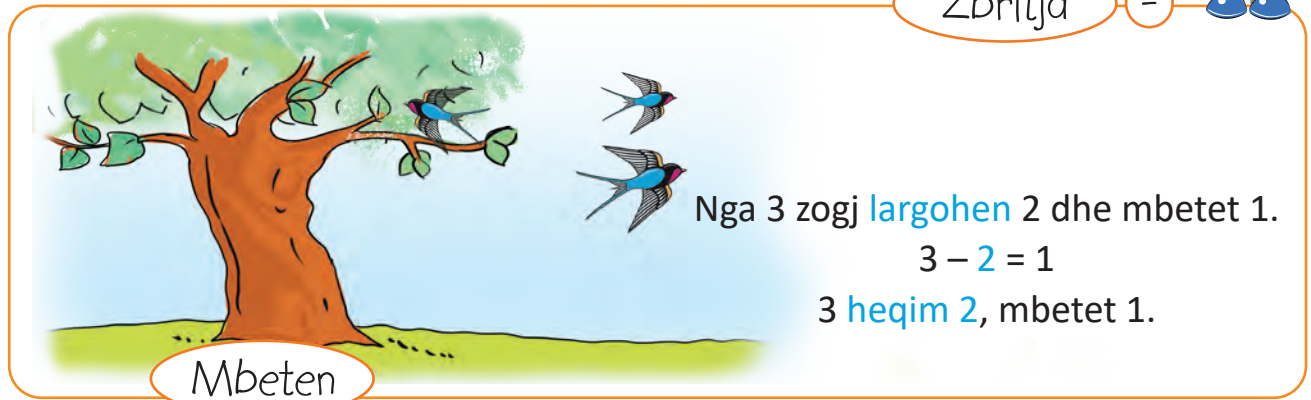
ZBRITJA E NUMRAVE
BRENDA 10





Zbritja

-

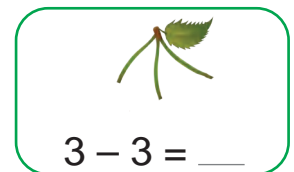
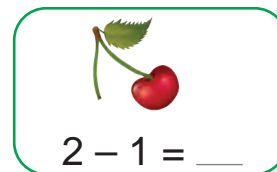
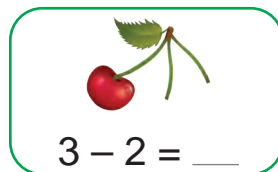
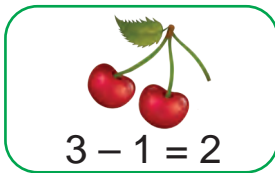


Nga 3 zogj largohen 2 dhe mbetet 1.

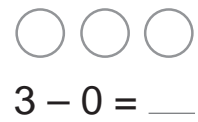
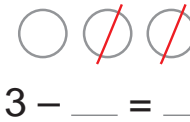
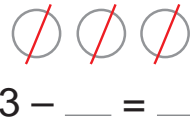
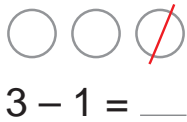
$$3 - 2 = 1$$

3 heqim 2, mbetet 1.

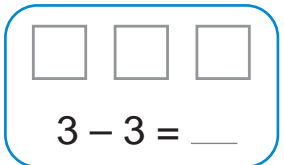
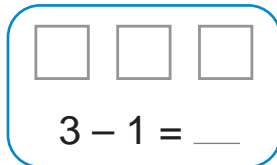
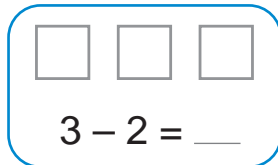
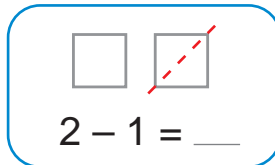
1 Sa qershi mbeten?



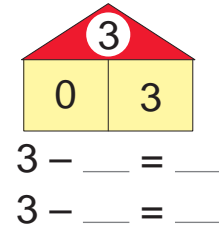
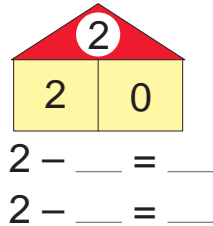
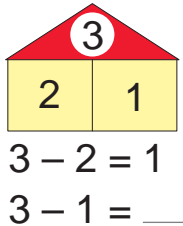
2 Disa rrathë janë hequr me vijë. Gjej sa mbeten.



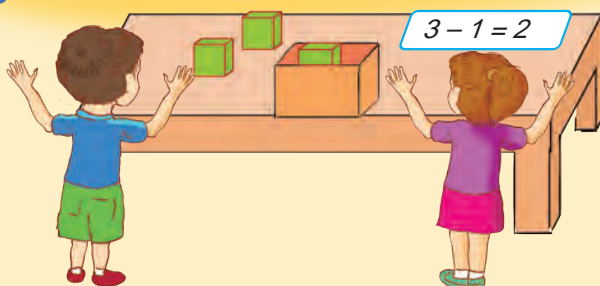
3 Hiq me vijë katrorë sipas zbritjeve të dhëna. Gjej sa mbeten.



4 Shkruaj dy barazime me zbritje për çdo figurë.



Luajmë së bashku!



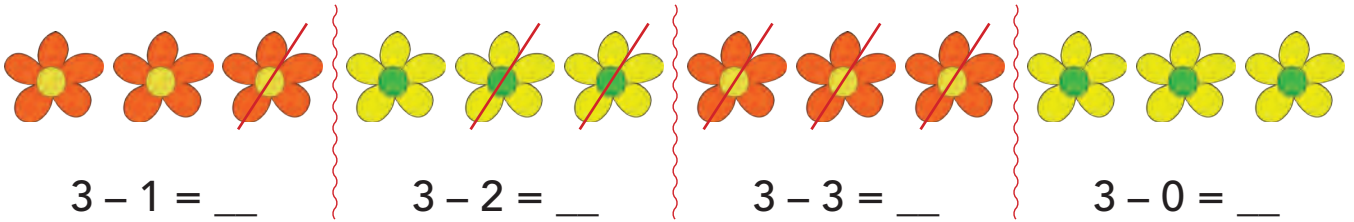
Sot mësova:

$$\bigcirc \bigcirc \bigcirc \text{ me } \text{heqim } 1, \text{ mbeten } 2.$$

$$3 - 1 = 2$$

Tani është radha jote!

1 Sa lule mbeten?



2 Vizato rrathë. Hiq me vijë. Gjej sa rrathë mbeten.

3 
 Hiq 2.
 Mbeten .

3 
 Hiq 1.
 Mbeten .

2 
 Hiq 1.
 Mbeten .

3 
 Hiq 3.
 Mbeten .

2 
 Hiq 2.
 Mbeten .

2 
 Hiq 0.
 Mbeten .

3 Plotëso zbritjet.

$3 - 1 = \underline{\quad}$

$2 - 1 = \underline{\quad}$





$3 - 3 = \underline{\quad}$

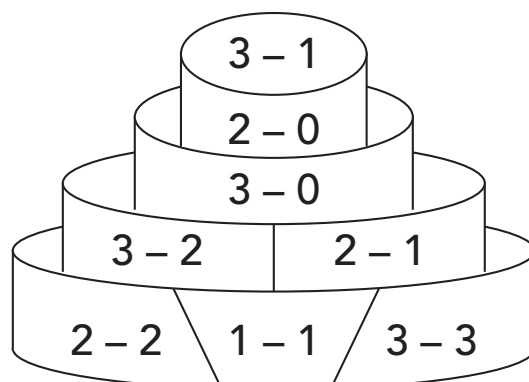
$3 - 0 = \underline{\quad}$

$2 - 2 = \underline{\quad}$

$3 - 2 = \underline{\quad}$

4 Ngjyros tortën me ngjyrat e përfundimeve të dhëna.

- 0 → 
- 1 → 
- 2 → 
- 3 → 





3.2

ZBRITJE NGA NUMRI 4

Zbritja

-



Nga 4 , njëra u shfry dhe mbetën 3 të fryra.

$$4 - 1 = 3$$

Mbeten

1 Sa banane mbeten?



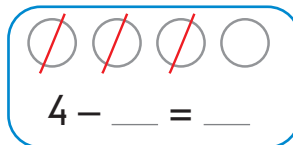
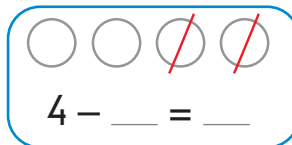
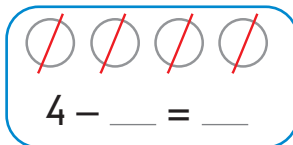
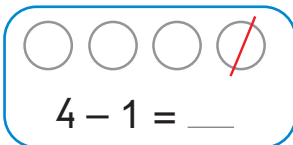
$4 - 2 = \underline{\quad}$

$4 - 1 = \underline{\quad}$

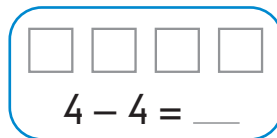

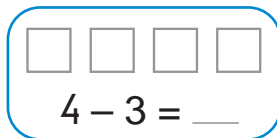
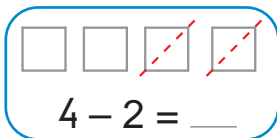
$4 - 3 = \underline{\quad}$

$4 - 4 = \underline{\quad}$

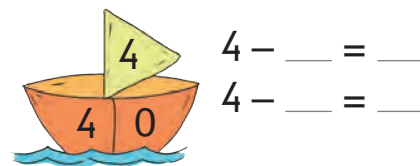

2 Gjej sa rathë mbeten.





3 Hiq me vijë katrorë. Gjej sa mbeten.



4 Shkruaj dy barazime me zbritje për çdo figurë.



Luajmë së bashku!

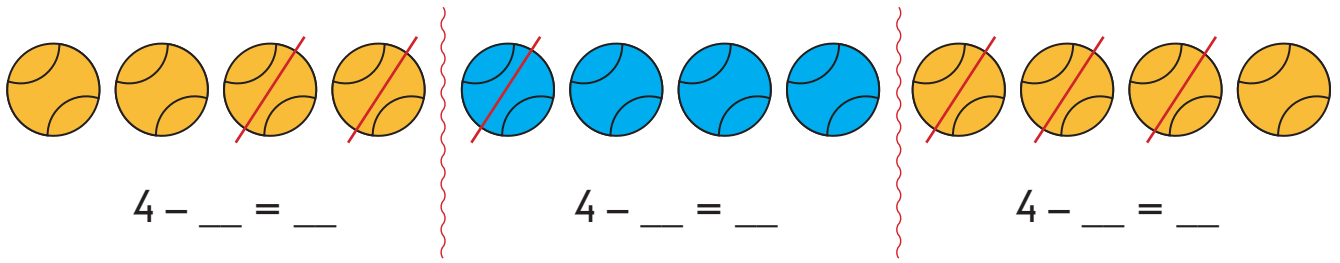
- Vizato 4 .
- Ngjyros disa prej tyre.
- Sa  mbetën pa ngjyrosur?
- Kërkoji shokut ose shoqes të shkruajë barazimin me zbritje.

Sot mësova:

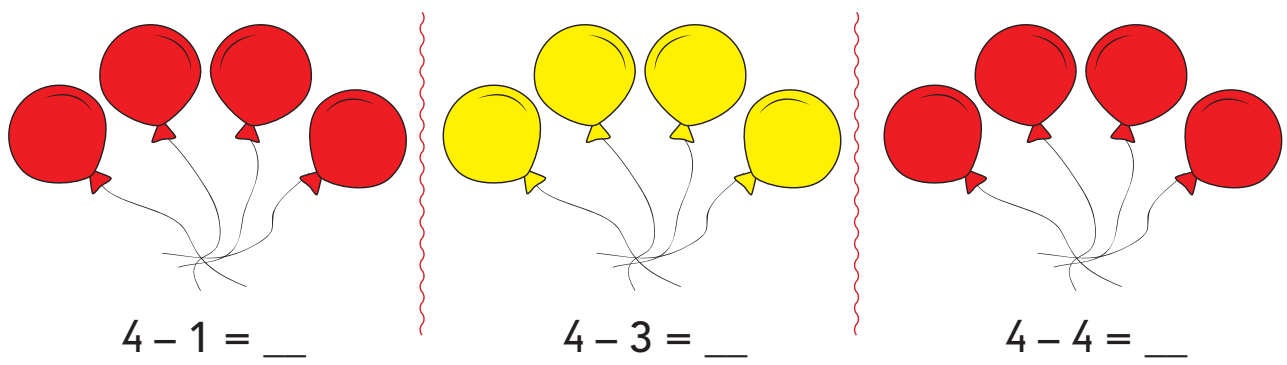
- ○ ○ ○ ~~○~~ $4 - 1 = 3$
- ○ ○ ~~○~~ ~~○~~ $4 - 2 = 2$
- ~~○~~ ~~○~~ ~~○~~ $4 - 3 = 1$
- ~~○~~ ~~○~~ ~~○~~ ~~○~~ $4 - 4 = 0$

Tani është radha jote!

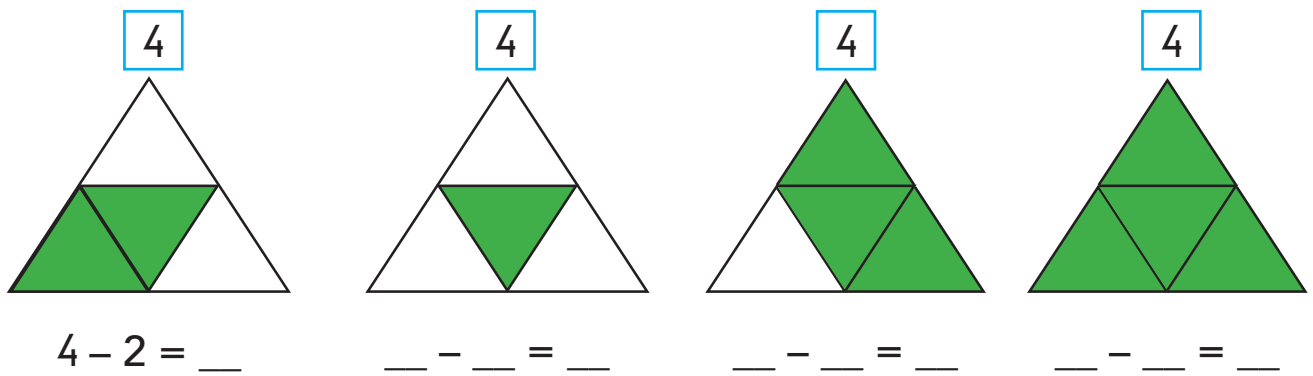
1 Sa topa mbeten?



2 Hiq me vijë tullumbace. Gjej sa mbeten.



3 Sa \triangle janë të pangjyrosur?



4 Ngjyros figurën me ngjyrat e përfundimeve të dhëna.

0 →

1 →

2 →

3 →

4 - 2

4 - 4

4 - 1 4 - 3 3 - 2 3 - 0

2 - 2

3 - 1

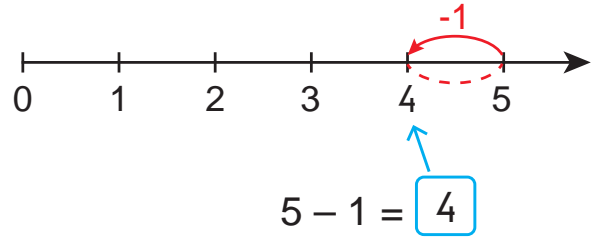
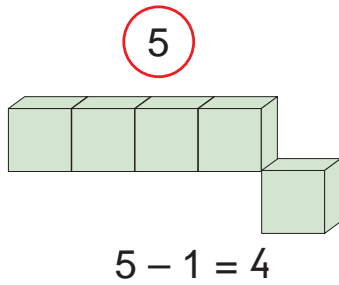
3.3

ZBRITJE NGA NUMRI 5

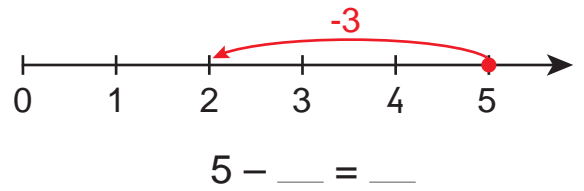
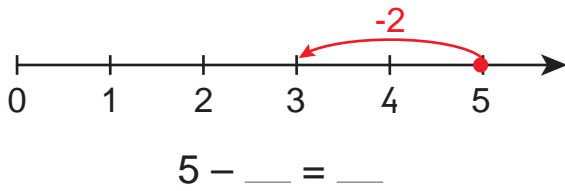


Zbritja

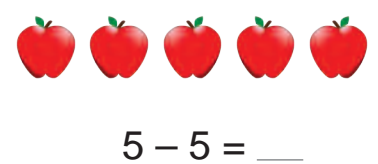
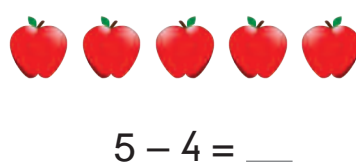
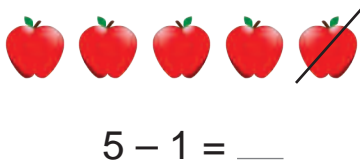
-





1 Vrojto zbritjen në boshtin numerik. Plotëso barazimin.



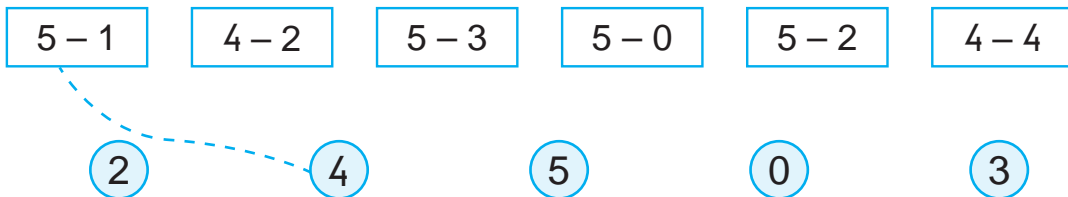
2 Hiq me vijë . Gjej sa mbeten.



3 Shkruaj dy barazime me zbritje për çdo grup figurash.



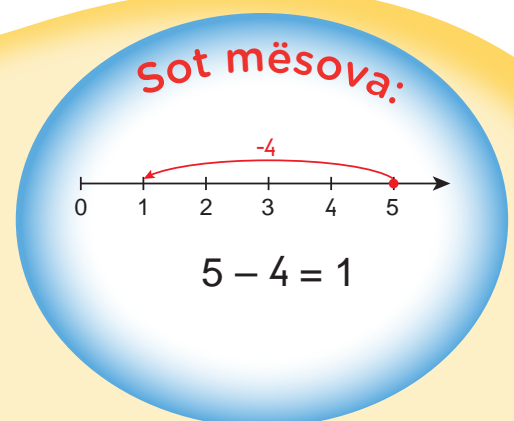
4 Lidh me vijë zbritjen me përfundimin e saj.



Luajmë së bashku!



$5 - 2 = 3$



Tani është radha jote!

1 Hiq me vijë dredhëza. Gjej sa dredhëza mbeten.



$$5 - 2 = \underline{\quad}$$



$$5 - 1 = \underline{\quad}$$



$$5 - 3 = \underline{\quad}$$



$$5 - 5 = \underline{\quad}$$




$$5 - 4 = \underline{\quad}$$



$$5 - 0 = \underline{\quad}$$

2 Shkruaj dy barazime me zbritje për çdo figurë.



$$5 - \underline{\quad} \text{ apple} = \underline{\quad} \text{ apple}$$

$$5 - \underline{\quad} \text{ apple} = \underline{\quad} \text{ apple}$$



$$5 - \underline{\quad} \text{ apple} = \underline{\quad} \text{ apple}$$

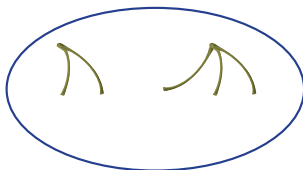
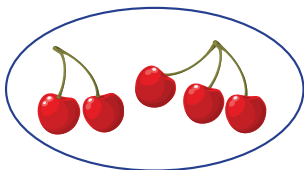
$$5 - \underline{\quad} \text{ apple} = \underline{\quad} \text{ apple}$$

3 Sa mbetën në pjatë? Shkruaj zbritjen, pastaj vizato qershitë që mbetën.

Era hëngri 2 qershi.

Ishin

Mbetën

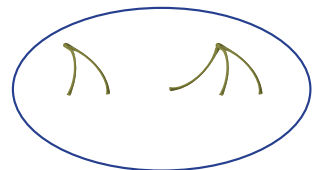



$$5 - \underline{\quad} = \underline{\quad}$$

Drini hëngri 4 qershi.

Ishin

Mbetën

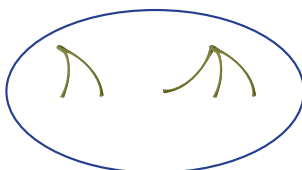
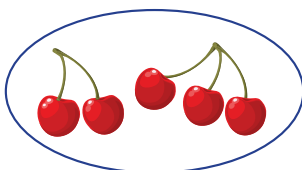


$$\underline{\quad} - \underline{\quad} = \underline{\quad}$$

Blina hëngri 3 qershi.

Ishin

Mbetën

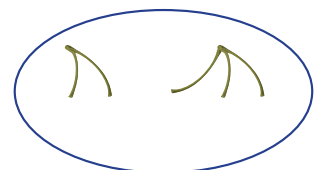



$$\underline{\quad} - \underline{\quad} = \underline{\quad}$$

Ermali hëngri 5 qershi.

Ishin


Mbetën




$$\underline{\quad} - \underline{\quad} = \underline{\quad}$$

3.4

ZBRITJE DERI NË 5



Zbritja -



Zbret 1 shkallë.
 $4 - 1 = 3$



Heq nga vazoja 2 lule.
 $5 - 2 = 3$

1 Shkruaj barazimet me zbritje.

○ ○ ○ ○ ○	$5 - 1 = \underline{\quad}$	○ ○ ○ ○ ○	$4 - \underline{\quad} = \underline{\quad}$
○ ○ ○ ○ ○	$5 - \underline{\quad} = \underline{\quad}$	○ ○ ○ ○ ○	$4 - \underline{\quad} = \underline{\quad}$
○ ○ ○ ○ ○	$\underline{\quad} - \underline{\quad} = \underline{\quad}$	○ ○ ○ ○	$\underline{\quad} - \underline{\quad} = \underline{\quad}$
○ ○ ○ ○ ○	$\underline{\quad} - \underline{\quad} = \underline{\quad}$	○ ○ ○ ○	$\underline{\quad} - \underline{\quad} = \underline{\quad}$

2 Plotëso tabelat dhe barazimet.

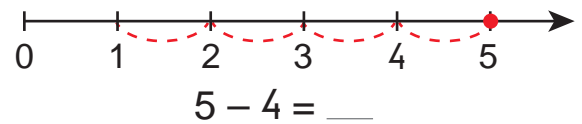
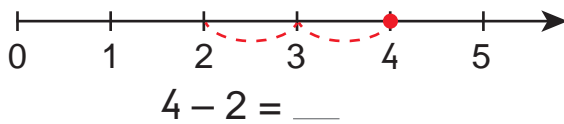
5	
3	
4	
5	

$5 - 3 = \underline{\quad}$
 $5 - 4 = \underline{\quad}$
 $5 - 5 = \underline{\quad}$

4	
2	
0	
3	

$4 - \underline{\quad} = \underline{\quad}$
 $4 - \underline{\quad} = \underline{\quad}$
 $4 - \underline{\quad} = \underline{\quad}$

3 Vizato shigjetën për zbritjen e dhënë. Plotëso barazimin.



4 Kryej zbritjet.

$3 - 2 = \underline{\quad}$ $5 - 2 = \underline{\quad}$ $3 - 1 = \underline{\quad}$ $5 - 5 = \underline{\quad}$
 $4 - 1 = \underline{\quad}$ $4 - 0 = \underline{\quad}$ $5 - 4 = \underline{\quad}$ $4 - 2 = \underline{\quad}$




Luajmë së bashku!



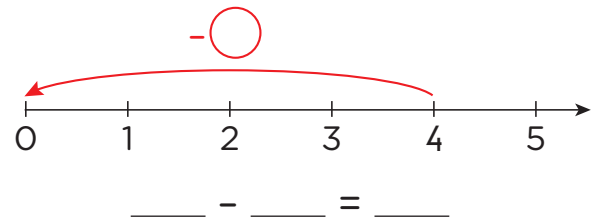
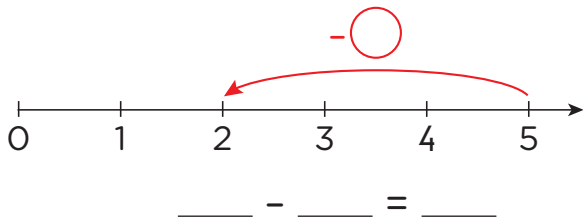
Tani është radha jote!

1 Plotëso tabelat.

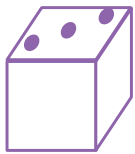
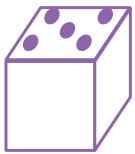
	2	5	4	3	0
5					

	3	1	4	0	2
4					

2 Shkruaj barazimet me zbritje.



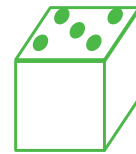
3 Shkruaj zbritje me numrat që tregojnë zaret me ngjyrë të njëjtë. Kujdes: zbritjen filloje me numrin më të madh.



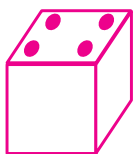
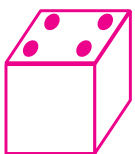
5 - _____ = _____



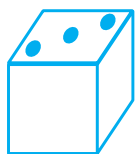
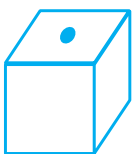
_____ - _____ = _____



_____ - _____ = _____



_____ - _____ = _____




_____ - _____ = _____



_____ - _____ = _____

4 Plotëso.

Në  janë 4 .  këputi 2 . Në  mbetën _____ .

Në  janë 5 .  mori 4 . Në  mbetën _____ .

Në  janë 5 .  hëngri 1  dhe  hëngri 2 . Mbetën në  _____ .



Zbritja -



6

4 ka 2 më pak se 6.
4 është 2 më e vogël se 6.

2 më pak se 6



4

$$6 - 2 = 4$$

1 Sa lule kanë mbetur?



$$6 - 2 = \underline{\quad}$$



$$6 - 4 = \underline{\quad}$$



$$6 - 3 = \underline{\quad}$$

2 Kryej zbritjet. Plotëso barazimet.

-	2
5	3
4	
6	
3	
2	

$$5 - 2 = \underline{\quad}$$

$$4 - 2 = \underline{\quad}$$

$$6 - \underline{\quad} = \underline{\quad}$$

$$3 - \underline{\quad} = \underline{\quad}$$

$$2 - \underline{\quad} = \underline{\quad}$$

Numri	3 më i vogël
3	0
5	
4	
6	

$$3 - 3 = \underline{\quad}$$

$$5 - \underline{\quad} = \underline{\quad}$$

$$4 - \underline{\quad} = \underline{\quad}$$

$$6 - \underline{\quad} = \underline{\quad}$$

3 Gjej numrin.

$$2 \text{ më pak se } 6 \longrightarrow \boxed{\quad}$$

$$1 \text{ më pak se } 4 \longrightarrow \boxed{\quad}$$


$$4 \text{ më i vogël se } 6 \longrightarrow \boxed{\quad}$$

$$3 \text{ më i vogël se } 5 \longrightarrow \boxed{\quad}$$



Luajmë së bashku!

- Hidhe zarin dy herë. Shoku ose shoqja jote shkruan zbritjen.



Sot mësova:

$$2 \text{ më i vogël se } 6 \longrightarrow \boxed{4}$$

$$6 - 2 = 4$$

Tani është radha jote!

1 Sa banane mbetën? Plotëso barazimet.



$$6 - _ = _$$

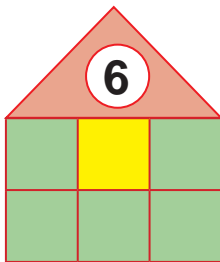


$$6 - _ = _$$



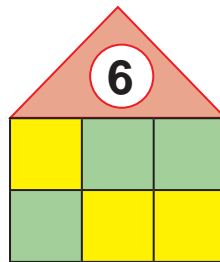
$$6 - _ = _$$

2 Shkruaj dy barazime me zbritje për çdo figurë.



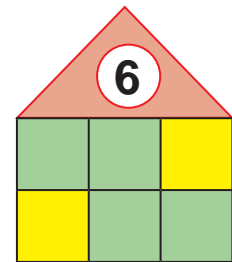
$$6 - 1 = _$$

$$6 - 5 = _$$



$$_ - _ = _$$

$$_ - _ = _$$



$$_ - _ = _$$

$$_ - _ = _$$

3 Gjej numrin.

3 më pak se 6 →

1 më pak se 5 →

4 më pak se 6 →

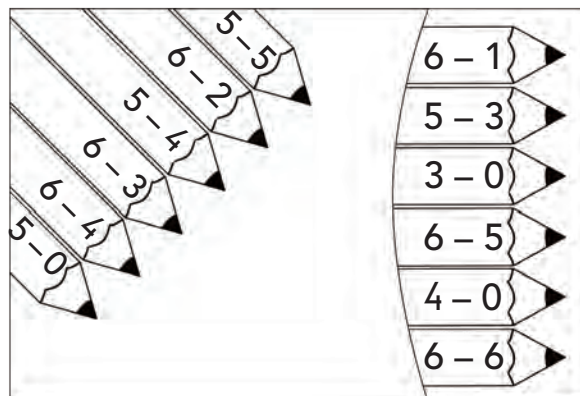
2 më i vogël se 5 →

3 më i vogël se 4 →

5 më i vogël se 6 →


4 Ngjyros lapsat me ngjyrat e përfundimeve të dhëna.

- 0 →
- 1 →
- 2 →
- 3 →
- 4 →
- 5 →



3.6

ZBRITJE NGA NUMRI 7



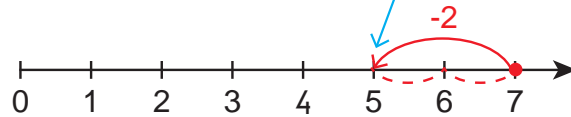
Zbritja -

$$7 - 2$$



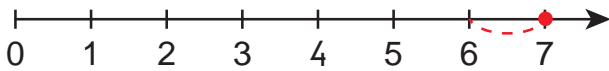
$$7 - 2 = 5$$

$$7 - 2 = \square$$

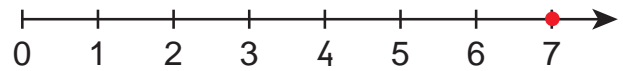


$$7 - 2 = 5$$

1 Vizato shigjetën për zbritjen e dhënë. Plotëso barazimin.

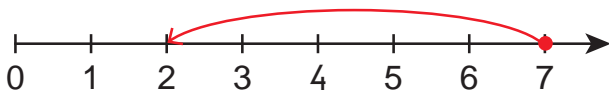


$$7 - 1 = \underline{\quad}$$



$$7 - 3 = \underline{\quad}$$

2 Cili nga dy barazimet tregon veprimin në boshtin numerik? Rrethoje atë.



$$2 + 5 = 7$$

$$7 - 5 = 2$$



$$7 - 3 = 4$$

$$7 - 4 = 3$$

3 Shkruaj dy zbritje për çdo grup lulesh.



$$7 - 3 = \underline{\quad}$$

$$7 - 4 = \underline{\quad}$$



$$7 - \underline{\quad} = \underline{\quad}$$

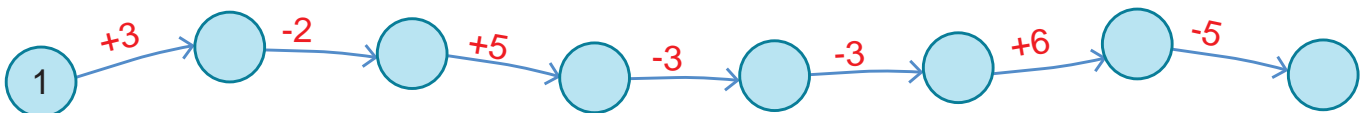
$$7 - \underline{\quad} = \underline{\quad}$$



$$7 - \underline{\quad} = \underline{\quad}$$

$$7 - \underline{\quad} = \underline{\quad}$$

4 Kryej veprimet. Plotëso.



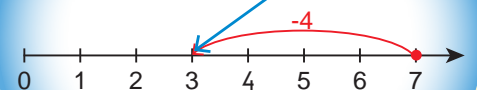
Luajmë së bashku!

- Hidh zarin. Shoku ose shoqja jote zbrit nga numri 7, numrin që tregon zari.



Sot mësova:

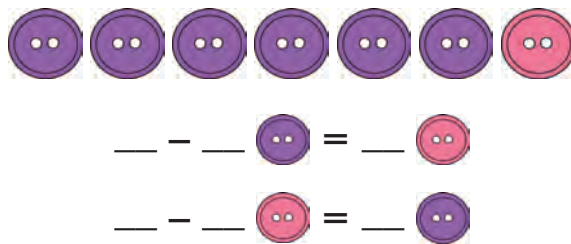
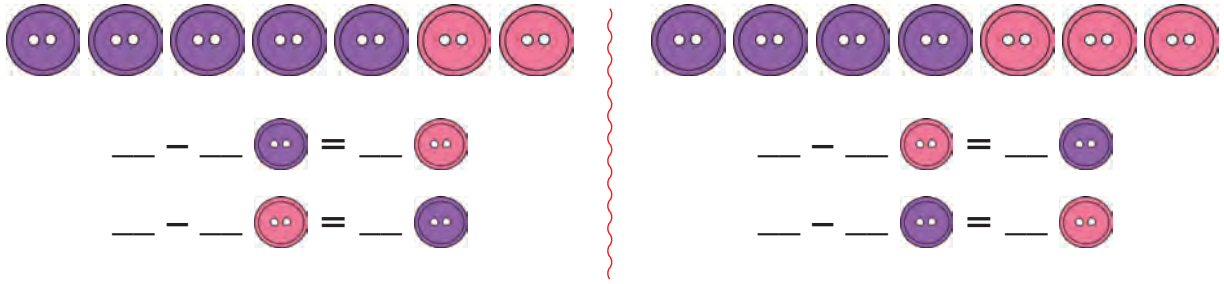
$$7 - 4 = \square$$



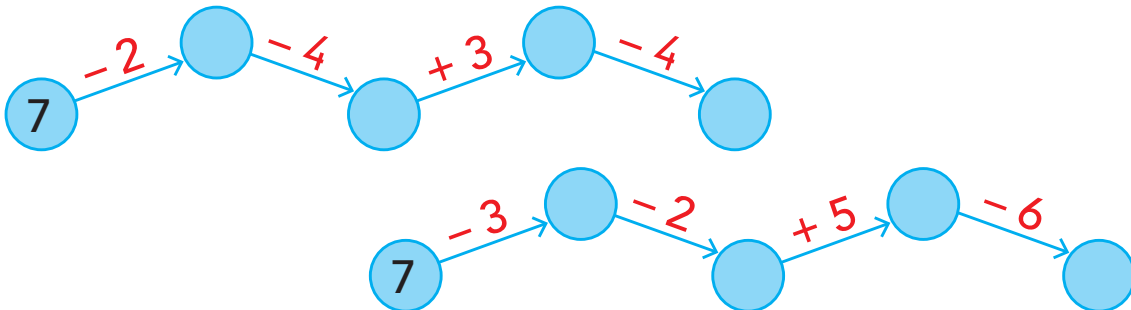
$$7 - 4 = 3$$

Tani është radha jote!

1 Shkruaj nga dy zbritje për çdo grup pullash.



2 Kryej veprimet dhe plotëso me numrat që gjen.




3 Kryej zbritjet.

$7 - 6 = \underline{\quad}$	$7 - 2 = \underline{\quad}$	$7 - 1 = \underline{\quad}$	$7 - 0 = \underline{\quad}$
$7 - 3 = \underline{\quad}$	$7 - 5 = \underline{\quad}$	$7 - 7 = \underline{\quad}$	$7 - 4 = \underline{\quad}$

4 Plotëso zbritjet.

$\boxed{7} - \boxed{\quad} = \boxed{\quad}$	$\boxed{6} - \boxed{\quad} = \boxed{\quad}$	$\boxed{5} - \boxed{\quad} = \boxed{\quad}$
$\boxed{7} - \boxed{\quad} = \boxed{\quad}$	$\boxed{6} - \boxed{\quad} = \boxed{\quad}$	$\boxed{5} - \boxed{\quad} = \boxed{\quad}$



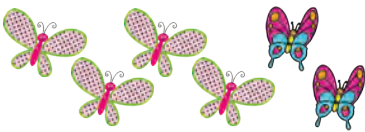
Mbledhja

Zbritja

5 $+ 2$ $= 7$ zogj
 7 zogj $- 5$ $= 2$
 7 zogj $- 2$ $= 5$

Për çdo mbledhje, mund të shkruajmë dy zbritje.

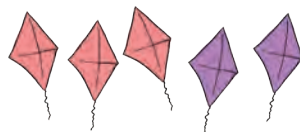
1 Shkruaj zbritjet për mbledhjet e dhëna.



$$4 + 2 = 6$$

$$6 - _ = _$$

$$6 - _ = _$$



$$3 + 2 = _$$

$$_ - _ = _$$

$$_ - _ = _$$



$$3 + 4 = _$$

$$_ - _ = _$$

$$_ - _ = _$$

2 Plotëso barazimet me zbritje.

$$6 - _ = _$$

$$7 - _ = _$$

$$5 - _ = _$$

$$6 - _ = _$$

$$7 - _ = _$$

$$5 - _ = _$$

3 Shkruaj nga dy zbritje për çdo mbledhje.

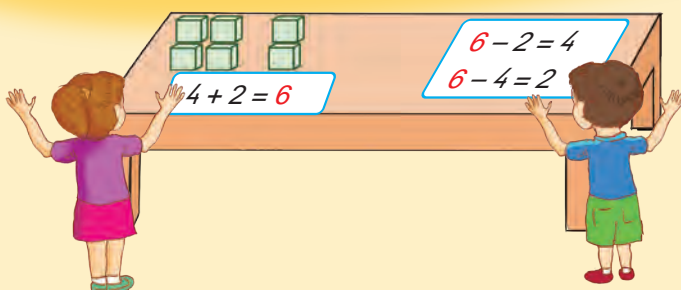
$3 + 1 = 4$
$4 -$
$4 -$

$6 + 0 = 6$

$4 + 3 = 7$



Luajmë së bashku!



Sot mësova:




$$4 + 1 = 5$$

$$5 - 1 = 4$$

$$5 - 4 = 1$$

Tani është radha jote!

1 Vrojto figurën. Shkruaj një mbledhje dhe dy zbritje.



$$\underline{\quad} + \underline{\quad} = \underline{\quad}$$

$$\underline{\quad} - \underline{\quad} = \underline{\quad}$$

$$\underline{\quad} - \underline{\quad} = \underline{\quad}$$

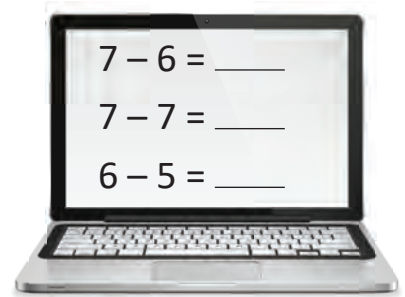
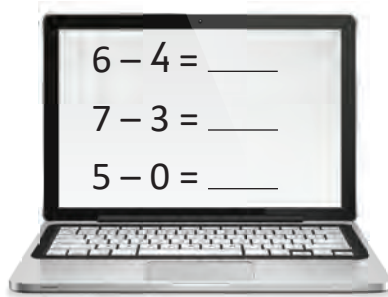
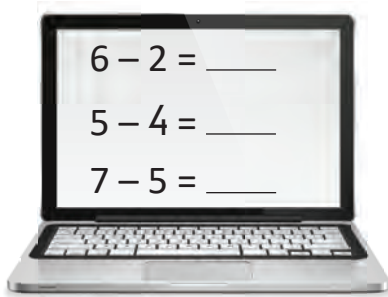


$$\underline{\quad} + \underline{\quad} = \underline{\quad}$$

$$\underline{\quad} - \underline{\quad} = \underline{\quad}$$

$$\underline{\quad} - \underline{\quad} = \underline{\quad}$$

2 Kryej zbritjet.



3 Plotëso tabelat dhe barazimet.

Numri	2 më pak
6	
7	
5	

Numri	Zbrit 4
5	
7	
6	

6	
5	
7	
3	

- 3

➡ 5 më i vogël se 7 është ____ ➡ $7 - 5 = \underline{\quad}$

➡ 4 më i vogël se 6 është ____ ➡ $6 - \underline{\quad} = \underline{\quad}$

➡ 6 më i vogël se 6 është ____ ➡ $\underline{\quad} - \underline{\quad} = \underline{\quad}$

➡ 3 më i vogël se 7 është ____ ➡ $\underline{\quad} - \underline{\quad} = \underline{\quad}$

➡ 1 më i vogël se 5 është ____ ➡ $\underline{\quad} - \underline{\quad} = \underline{\quad}$

3.8

ZBRITJE NGA NUMRI 8



Zbritja

-



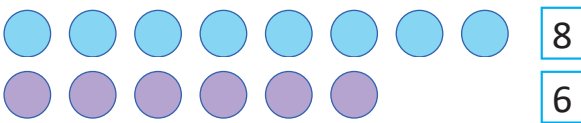
ka 3 më shumë se .

ka 3 më pak se .

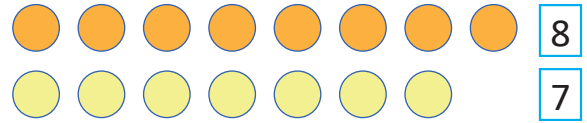
$$8 - 5 = \boxed{3}$$

↓
Ndryshimi

1 Gjej ndryshimin.



$$8 - 6 = \underline{\quad}$$



$$8 - \underline{\quad} = \underline{\quad}$$

2 Plotëso sipas modelit.

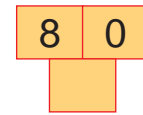
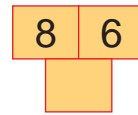
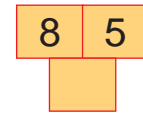
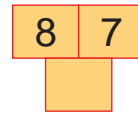
$$8 - 1 = 7 \text{ sepse } 7 + 1 = 8$$

$$8 - 2 = \underline{\quad} \text{ sepse } \underline{\quad} + 2 = 8$$

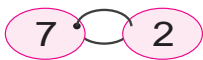
$$8 - 3 = \underline{\quad} \text{ sepse } \underline{\quad} + \underline{\quad} = 8$$

$$8 - 4 = \underline{\quad} \text{ sepse } \underline{\quad} + \underline{\quad} = \underline{\quad}$$

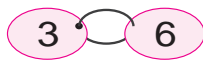
3 Gjej ndryshimin.



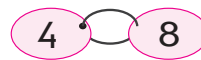
4 Shkruaj zbritjen për çdo çift numrash.



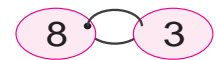
$$7 - 2 = \underline{\quad}$$



$$6 - \underline{\quad} = \underline{\quad}$$



$$\underline{\quad} - \underline{\quad} = \underline{\quad}$$

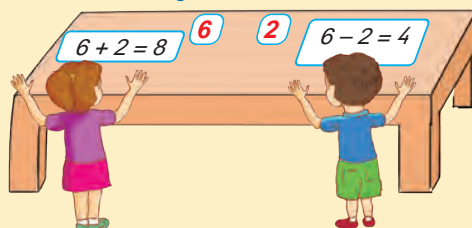


$$\underline{\quad} - \underline{\quad} = \underline{\quad}$$



Luajmë së bashku!

- Bashkë me shokun ose shoqen, gjeni shumën dhe ndryshimin e dy numrave.




Sot mësova:

$$8 - 7 = \boxed{1}$$

↓
Ndryshimi

Tani është radha jote!

1 Shkruaj një mbledhje dhe dy zbritje për secilin grup të yjeve.



$$5 + 3 = \underline{\quad}$$

$$8 - 3 = \underline{\quad}$$

$$8 - \underline{\quad} = \underline{\quad}$$



$$\underline{\quad} + \underline{\quad} = \underline{\quad}$$

$$\underline{\quad} - \underline{\quad} = \underline{\quad}$$

$$\underline{\quad} - \underline{\quad} = \underline{\quad}$$



$$\underline{\quad} + \underline{\quad} = \underline{\quad}$$

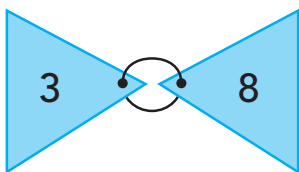
$$\underline{\quad} - \underline{\quad} = \underline{\quad}$$

$$\underline{\quad} - \underline{\quad} = \underline{\quad}$$

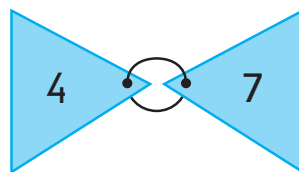
2 Gjej ndryshimin. Ngjyrose atë.



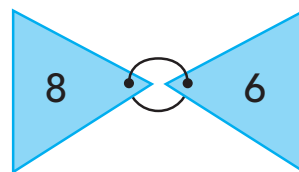
3 Shkruaj zbritjet për çdo çift numrash.



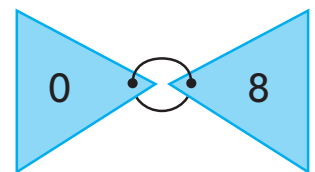
$$\underline{\quad} - \underline{\quad} = \underline{\quad}$$



$$\underline{\quad} - \underline{\quad} = \underline{\quad}$$



$$\underline{\quad} - \underline{\quad} = \underline{\quad}$$



$$\underline{\quad} - \underline{\quad} = \underline{\quad}$$

4 Plotëso barazimet për ndryshimet e dhëna.

$$\square - \square = 1$$

$$\square - \square = 2$$

$$\square - \square = 3$$

$$\square - \square = 1$$

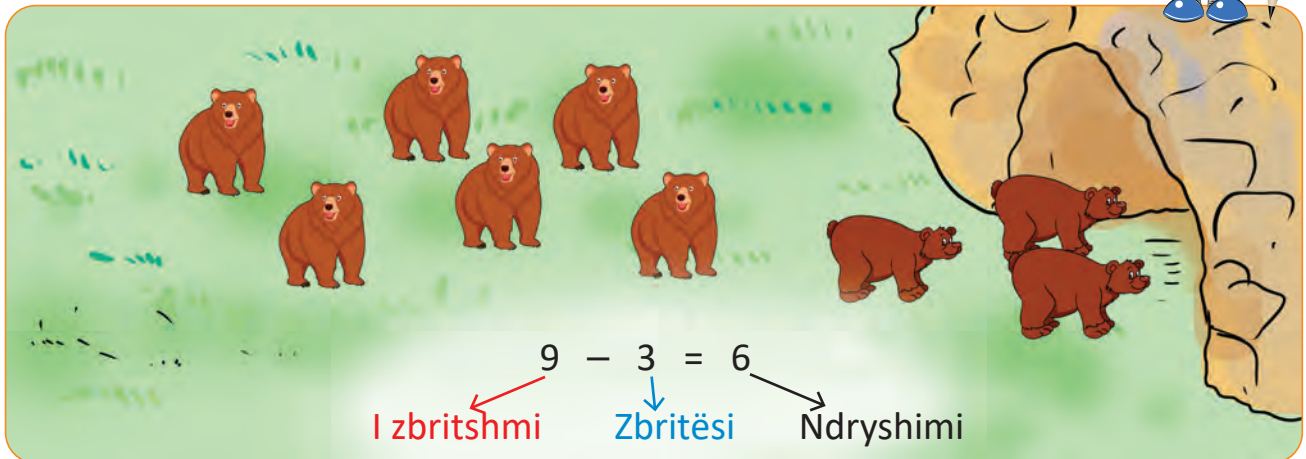
$$\square - \square = 2$$

$$\square - \square = 3$$

$$\square - \square = 1$$

$$\square - \square = 2$$

$$\square - \square = 3$$



1 Rretho me  të zbritshmin dhe me  zbritësin.

$$\textcircled{8} - \textcircled{2} = 6$$

$$7 - 3 = 4$$

$$6 - 5 = 1$$

$$4 - 4 = 0$$

$$9 - 0 = 9$$

$$8 - 4 = 4$$

2 Shkruaj dy zbritje për çdo grup gjethesh.



$$9 - 5 = _$$

$$9 - 4 = _$$



$$9 - _ = _$$

$$9 - _ = _$$



$$9 - 6 = _$$

$$9 - _ = _$$



$$9 - _ = _$$

$$9 - _ = _$$

3 Gjej zbritësin.

$$9 - \square = 8$$

$$8 - \square = 5$$

$$9 - \square = 0$$

$$7 - \square = 5$$

$$8 - \square = 4$$

$$9 - \square = 7$$



Luajmë së bashku!

- Hidh zarin. Shoku ose shoqja jote zbrit nga numri 9, numrin që tregon zari.



Sot mësova:


$$9 - 1 = 8$$


I zbritshmi


Zbritësi


Tani është radha jote!

1 Sa qershi janë ngrënë? Plotëso barazimin.

9  $9 - _ = _$

9  $9 - _ = _$

9  $9 - _ = _$

9  $9 - _ = _$

2 Ngjyros me  të zbritshmin dhe me  zbritësin. Gjej ndryshimin.

$9 - 1 = \square$

$9 - 5 = \square$

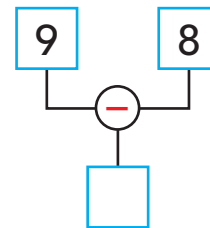
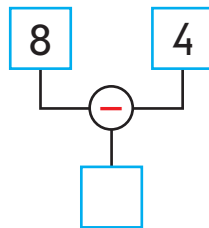
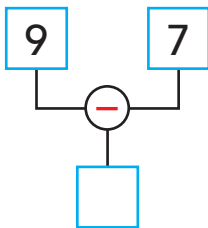
$9 - 4 = \square$

$8 - 3 = \square$

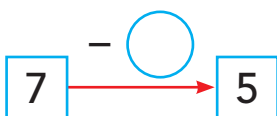
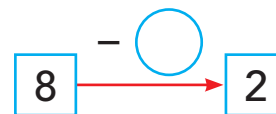
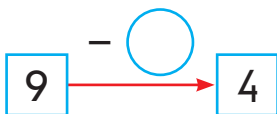
$9 - 9 = \square$

$9 - 3 = \square$

3 Gjej ndryshimin.



4 Gjej zbritësin.

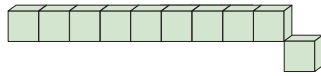




Zbritja

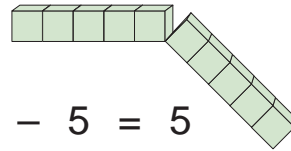
-

10



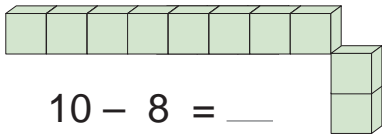
$$10 - 1 = 9$$

10



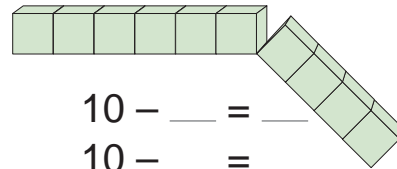
$$10 - 5 = 5$$

1 Shkruaj dy zbritje për çdo figurë.



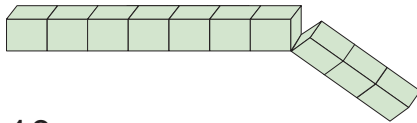
$$10 - 8 = \underline{\quad}$$

$$10 - \underline{\quad} = \underline{\quad}$$



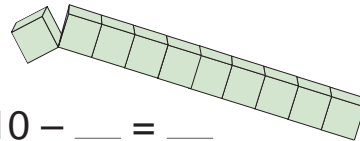
$$10 - \underline{\quad} = \underline{\quad}$$

$$10 - \underline{\quad} = \underline{\quad}$$



$$10 - \underline{\quad} = \underline{\quad}$$

$$10 - \underline{\quad} = \underline{\quad}$$



$$10 - \underline{\quad} = \underline{\quad}$$

$$10 - \underline{\quad} = \underline{\quad}$$

2 Rretho ndryshimin për zbritjen e dhënë.

$$10 - 2$$

7 8 9

$$10 - 5$$

5 6 7

$$10 - 4$$

4 5 6

$$10 - 7$$

2 3 4

3 Shkruaj zbritje nga numri 10.

$$10 - 6 = \underline{\quad}$$

$$10 - \underline{\quad} = \underline{\quad}$$

$$10 - \underline{\quad} = \underline{\quad}$$

$$10 - \underline{\quad} = \underline{\quad}$$

$$10 - \underline{\quad} = \underline{\quad}$$

$$10 - \underline{\quad} = \underline{\quad}$$

4 Kryej veprimet. Vendos shenjë $>$, $<$ ose $=$.

$$10 - 1 \overset{9}{\circlearrowleft} 8$$

$$10 - 3 \circlearrowleft 7$$

$$7 \circlearrowleft 10 - 4$$

$$4 \circlearrowleft 9 - 4$$

$$10 - 5 \circlearrowleft 9 - 2$$

$$10 - 2 \circlearrowleft 5 + 3$$



Luajmë së bashku!



Sot mësova:

$$10 - 1 = 9 \quad 10 - 3 = 7$$

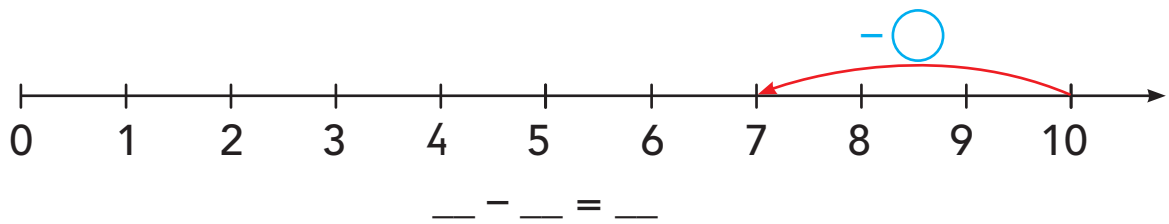
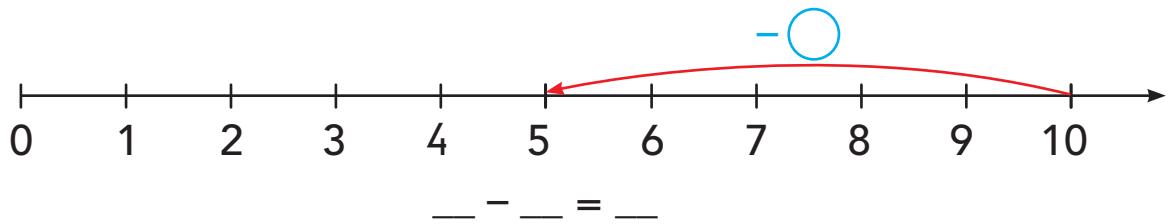
$$10 - 2 = 8 \quad 10 - 4 = 6$$

Tani është radha jote!

1 Shkruaj dy zbritje për çdo mbledhje të dhënë.

$8 + 2 = _$	$6 + 4 = _$	$7 + 3 = _$
$10 - _ = _$	$_ - _ = _$	$_ - _ = _$
$10 - _ = _$	$_ - _ = _$	$_ - _ = _$

2 Shkruaj barazimet për zbritjet e dhëna në boshtet numerike.



3 Lidh çdo zbritje me një ndryshim.

$10 - 1$

$10 - 3$

$10 - 4$

8

4

9

3

6

5

7

$10 - 6$

$10 - 2$

$10 - 7$


$10 - 5$

3.11


USHTRIME ME ZBRITJE



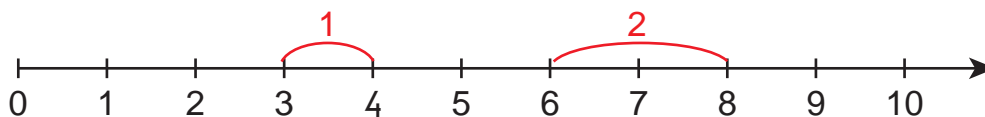
1 Shiko ndryshimin në vazo. Vizato lulen që duhet.



2 Kryej zbritjet.



3 Vrojto ndryshimet e dhëna në boshtin numerik. Plotëso.



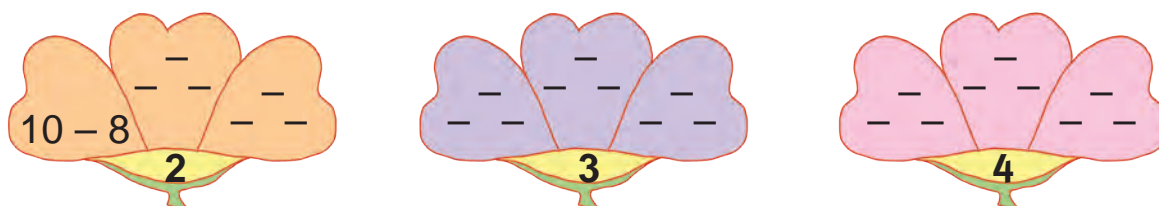
- Gjej çifte numrash që e kanë ndryshimin 1. Shkruaj zbritjet.

$4 - 3 = 1$ $_ - _ = _$ $_ - _ = _$


- Gjej çifte numrash që e kanë ndryshimin 2. Shkruaj zbritjet.

$8 - 6 = 2$ $_ - _ = _$ $_ - _ = _$

4 Plotëso zbritjet në çdo lule.



$10 - 8 = 2$	$_ - _ = 3$	$_ - _ = 4$
$_ - _ = 2$	$_ - _ = 3$	$_ - _ = 4$
$_ - _ = 2$	$_ - _ = 3$	$_ - _ = 4$



1 Gjej numrin që duhet. Shkruaj barazimin.

- Numrit 8 hiqi 2. $\longrightarrow 8 - \underline{\quad} = \underline{\quad}$
- Zvogëlo me 3 numrin 10. $\longrightarrow \underline{\hspace{2cm}}$
- Numrit 9 zbriti 4. $\longrightarrow \underline{\hspace{2cm}}$
- 5 më i vogël se 10 është . $\longrightarrow \underline{\hspace{2cm}}$
- 4 më pak se 7 janë . $\longrightarrow \underline{\hspace{2cm}}$
- Gjej ndryshimin ndërmjet 8 dhe 4. $\longrightarrow \underline{\hspace{2cm}}$
- Ndryshimi i numrave dhe është 2. $\longrightarrow \underline{\hspace{2cm}}$
- I zbritshmi është 10. Zbritësi është 6.
Ndryshimi është . $\longrightarrow \underline{\hspace{2cm}}$

2 Plotëso tabelat.

2 më pak	Numri	4 më pak
8	10	6
	8	
	7	
	9	

3 më pak	Numri	3 më shumë
	7	
	5	
	4	
	6	

3 Gjej ndryshimin.

8	6	9	3	5	7

-3 (indicated by a red arrow pointing from the first row to the second row)

\rightarrow	2	0	7	4	5	10
10						

4 Gjej ndryshimin. Shkruaj barazimin.

I zbritshmi	Zbritësi	Ndryshimi
7	3	
10	9	
8	6	
9	5	

$$7 - 3 = \underline{\hspace{2cm}}$$

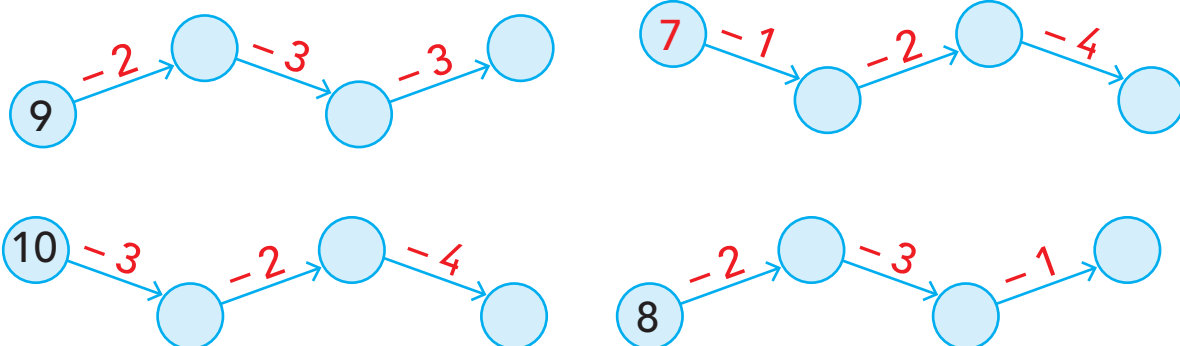
$\underline{\hspace{2cm}}$

$\underline{\hspace{2cm}}$

$\underline{\hspace{2cm}}$

Tani është radha jote!

1 Kryej zbritjet. Plotëso.



2 Vendos shenjën <, > ose =.

$10 - 2 \bigcirc 7$

$5 \bigcirc 9 - 4$

$8 - 4 \bigcirc 7 - 3$

$9 - 3 \bigcirc 7$

$6 \bigcirc 10 - 3$

$6 - 2 \bigcirc 10 - 5$

3 Plotëso barazimet për ndryshimet e dhëna.

$\square - \square = 3$

$\square - \square = 4$

$\square - \square = 5$

$\square - \square = 3$

$\square - \square = 4$


$\square - \square = 5$

4 Gjej numrin që duhet. Shkruaj barazimet.

- Zvogëlo me 4 numrin 9. \rightarrow _____
- Numrit 10 hiqi 7. \rightarrow _____
- 6 më i vogël se 10 është \square . \rightarrow _____
- 3 më pak se 8 janë \square . \rightarrow _____
- Numrit 9 zbriti 6. \rightarrow _____
- Zvogëlo numrin 10 me 2. \rightarrow _____
- Hiq 2 nga numri 9. \rightarrow _____

3.13

USHTRIME ME MBLEDHJE DHE ZBRITJE



1 Rretho përfundimin e saktë.

$$6 - 3$$

2 3 4

$$4 + 5$$

7 8 9

$$10 - 6$$

2 3 4

$$1 + 7$$

7 8 9

2 Rretho barazimin e vërtetë.

$$5 + 3 = 8$$

$$9 - 7 = 3$$

$$10 - 3 = 6$$

$$4 + 3 = 8$$

$$2 + 8 = 10$$

$$8 - 6 = 2$$

3 Gjej ndryshimin.
Plotëso mbledhjen për çdo zbritje.

$$7 - 3 = 4 \text{ sepse } 4 + 3 = \underline{\quad}$$

$$10 - 9 = \underline{\quad} \text{ sepse } \underline{\quad} + \underline{\quad} = \underline{\quad}$$

$$6 - 4 = \underline{\quad} \text{ sepse } \underline{\quad} + \underline{\quad} = \underline{\quad}$$

$$8 - 8 = \underline{\quad} \text{ sepse } \underline{\quad} + \underline{\quad} = \underline{\quad}$$

4 Vendos shenjën + ose -.

$$3 \oplus 4 = 7$$



$$9 \bigcirc 2 = 7$$

$$10 \bigcirc 10 = 0$$

$$4 \bigcirc 6 = 10$$

$$6 \bigcirc 3 = 3$$

5 Shkruaj dy zbritje për çdo mbledhje të dhënë.



6 Kryej veprimet. Vendos shenjën >, < ose =.

$$8 - 4 \bigcirc 9 - 4$$

$$7 + 2 \bigcirc 9 - 0$$

$$10 - 3 \bigcirc 6 + 2$$

$$8 - 2 \bigcirc 8 + 2$$

Tani është radha jote!

1 Rretho përfundimin e saktë.

$9 - 2$	$8 + 2$	$10 - 4$	$4 + 3$
6 7 8	10 9 8	4 5 6	6 7 8

2 Gjej ndryshimin. Plotëso mbledhjen për çdo zbritje.

$10 - 8 = \underline{\quad}$ sepse $\underline{\quad} + \underline{\quad} = \underline{\quad}$	$8 - 2 = \underline{\quad}$ sepse $\underline{\quad} + \underline{\quad} = \underline{\quad}$
$9 - 3 = \underline{\quad}$ sepse $\underline{\quad} + \underline{\quad} = \underline{\quad}$	$10 - 6 = \underline{\quad}$ sepse $\underline{\quad} + \underline{\quad} = \underline{\quad}$
$10 - 4 = \underline{\quad}$ sepse $\underline{\quad} + \underline{\quad} = \underline{\quad}$	$9 - 2 = \underline{\quad}$ sepse $\underline{\quad} + \underline{\quad} = \underline{\quad}$

3 Gjej numrin që duhet. Shkruaj barazimin.

- Shuma e numrave 4 dhe 3 është . → _____
- Ndryshimi i numrave 10 dhe 7 është . → _____
- I zbritshmi është 9. Zbritësi është 6.
Ndryshimi është . → _____
- Njëri mbledhor është 2. Mbledhori tjetër është 8.
Shuma është . → _____

4 Vendos shenjën <, > ose =.

$6 + 3 \bigcirc 10 - 2$

$9 - 3 \bigcirc 6 + 4$

$8 - 1 \bigcirc 10 - 3$

$10 - 4 \bigcirc 8 - 3$


5 Plotëso tabelat.

4 më pak	Numri	3 më i madh
	6	
	7	
	5	
	4	

3 më i vogël	Numri	2 më shumë
	5	
	6	
	8	
	7	

3.14

PROBLEMA ME ZBRITJE




1 Sa  do të mbeten në ujë?



$$6 - 2 = \square \quad \text{frog icon}$$

2 Sa  mbetën në ujë?



$$8 - \square = \square \quad \text{fish icon}$$

3 Sa  mbetën në fole?




$$\square - \square = \square \quad \text{bird icon}$$

4 Sa  mbetën mbi lule?




$$\square - \square = \square \quad \text{butterfly icon}$$

5 Sa  mbetën në pistë?



$$\square - \square = \square \quad \text{airplane icon}$$

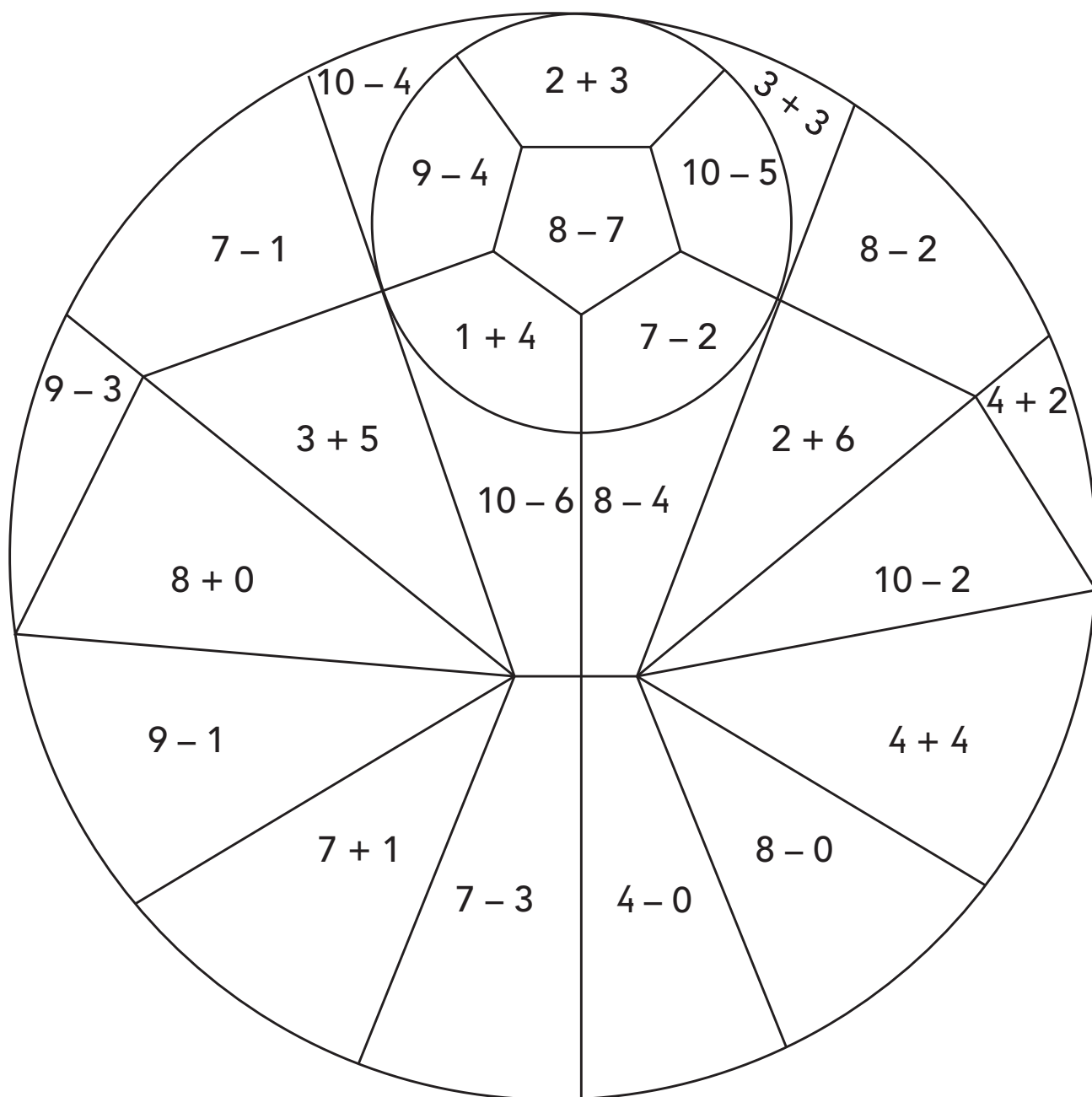
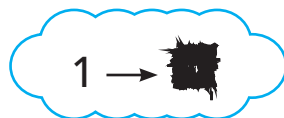
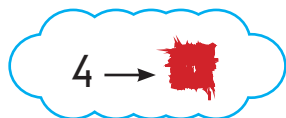

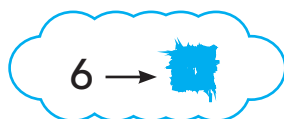
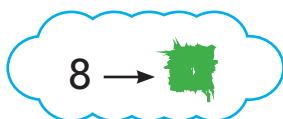
6 Sa  mbetën në parkim?




$$\square - \square = \square \quad \text{car icon}$$

Tani është radha jote!

1 Ngjyros figurën me ngjyrat e përfundimeve të dhëna.





1 Në ka 8 .

hëngri 7 .

Sa mbetën në ?

$$\boxed{8} - \boxed{} = \boxed{} \text{ }$$

2 bleu 9 .

Ajo qëroi 4 .

Sa mbetën pa qëruar?

$$\boxed{} - \boxed{} = \boxed{} \text{ }$$

3 ngjyrosi 10 në .

8 prej tyre ishin .

Të tjerët ishin .

Sa ishin ?

$$\boxed{} - \boxed{} = \boxed{} \text{ }$$

4 ka 7 .

ka 2 më shumë se .

Sa ka ?

$$\boxed{} + \boxed{} = \boxed{} \text{ }$$

5 luan me 10 .

luan me 3 më pak se .

Me sa luan ?

$$\boxed{} - \boxed{} = \boxed{} \text{ }$$

6 bleu 9 .

6 i futi në .

e tjerë i vendosi në .

Sa vendosi në ?

$$\boxed{} - \boxed{} = \boxed{} \text{ }$$

7 kishte 8 .

Për ditëlindje mori edhe 2 të tjera.

Sa iu bënë ?

$$\boxed{} + \boxed{} = \boxed{} \text{ }$$

8 vizatoi 7 .

vizatoi 2 më pak se .

Sa vizatoi ?

$$\boxed{} - \boxed{} = \boxed{} \text{ }$$

3.16

MBLEDHJE DHE ZBRITJE DERI NË 10

1 Ngjyros figurën me ngjyrat e përfundimeve të dhëna.



 → 6

 → 5

 → 7

 → 8



4

**NUMRAT DHE
NUMËRIMI DERI NË 20**




4.1

NUMRAT DERI NË 15



11 12 13 14 15



11

10

1

$$10 + 1 = 11$$



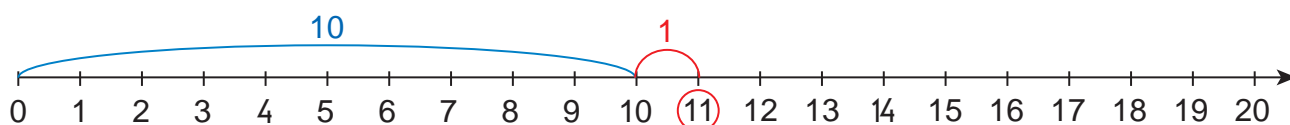
12

10

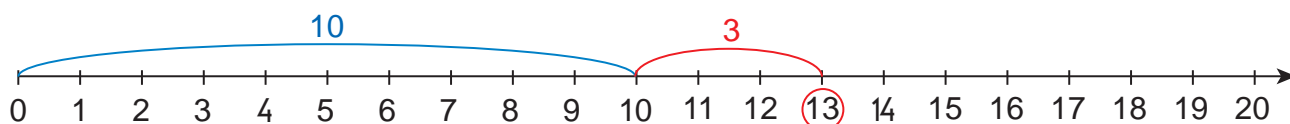
2

$$10 + 2 = 12$$

1 Shiko mbledhjen në boshtin numerik. Plotëso barazimin.

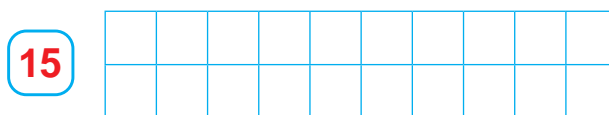
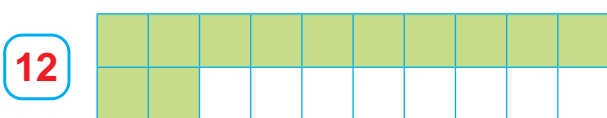


$$10 + 1 = \underline{\quad}$$



$$10 + \underline{\quad} = \underline{\quad}$$

2 Ngjyros aq kuti sa tregon numri.



Luajmë së bashku!

- Së bashku me shokun ose shoqen, nxirrni: 12 gishta; 13 gishta; 15 gishta.

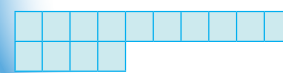


Sot mësova:



$$10 + 1 = 11$$

11

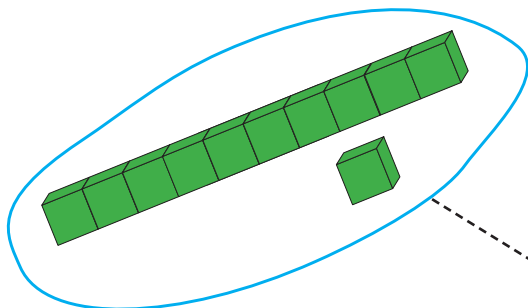


$$10 + 4 = 14$$

14

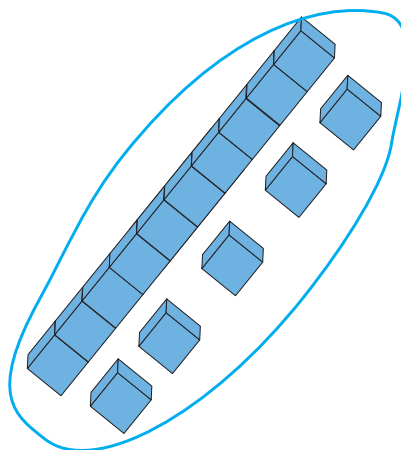
Tani është radha jote!

1 Sa kube janë? Lidhi me numrin që duhet.

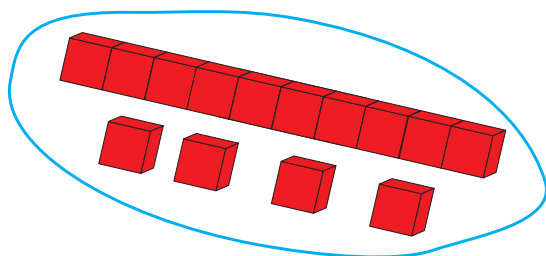


13

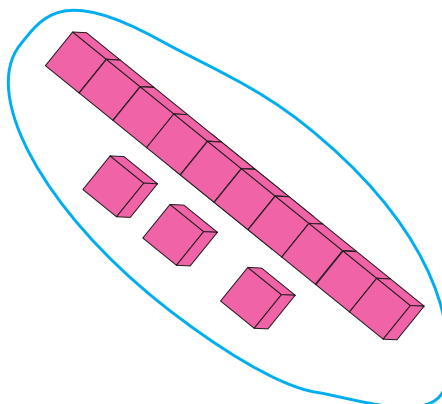
11



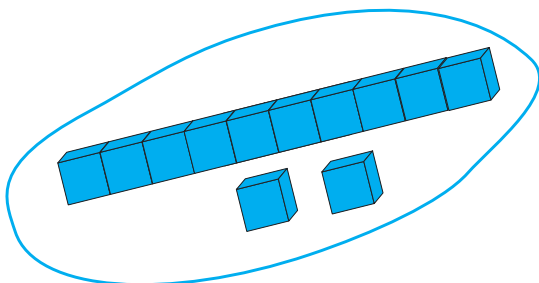
15



14



12



2 Ngjyros kutitë dhe plotëso barazimet.

13

15

14

$13 = 10 + \underline{\quad}$

$15 = 10 + \underline{\quad}$

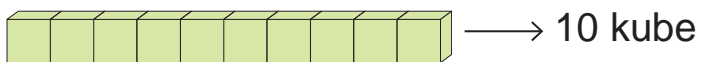
$14 = 10 + \underline{\quad}$

4.2

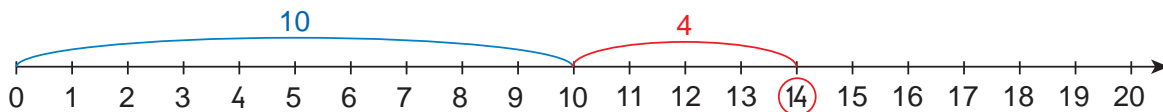
NUMRAT DERI NË 15



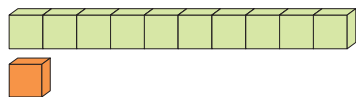
11 12 13 14 15



$$10 + 4 = 14$$

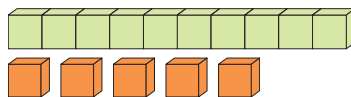


1 Sa kube janë?

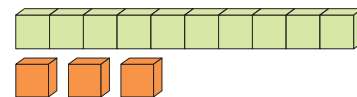


$$10 + 1 = \underline{\quad}$$

11



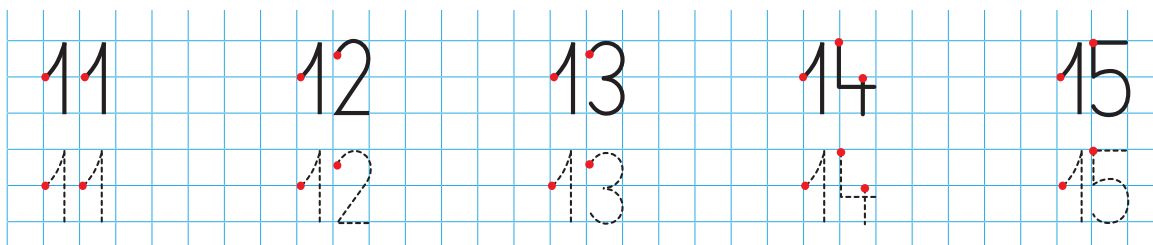
$$10 + \underline{\quad} = \underline{\quad}$$



$$\underline{\quad} + \underline{\quad} = \underline{\quad}$$



2 Shkruaj numrat.

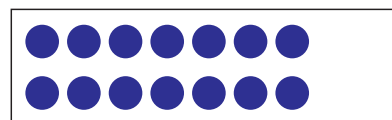
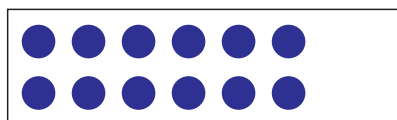


3 Vizato rathë dhe më pas ngjyrosi.

12



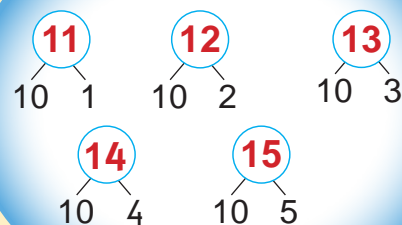
4 Shto edhe një. Sa u bënë?



Luajmë së bashku!

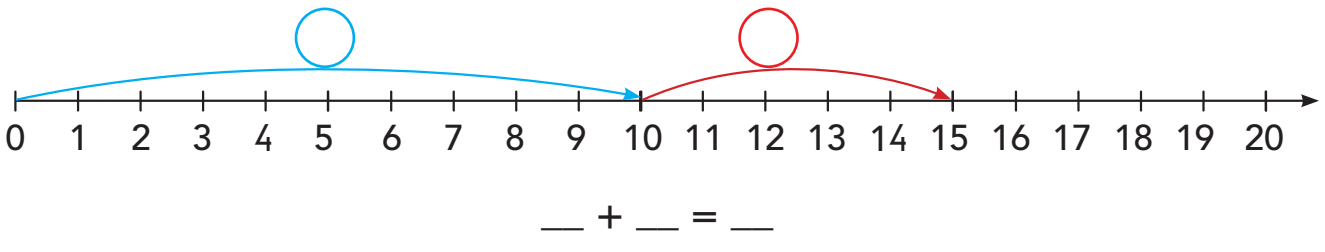
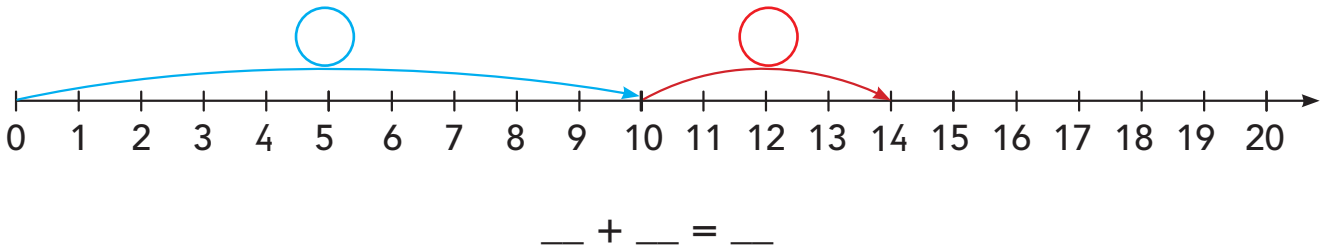
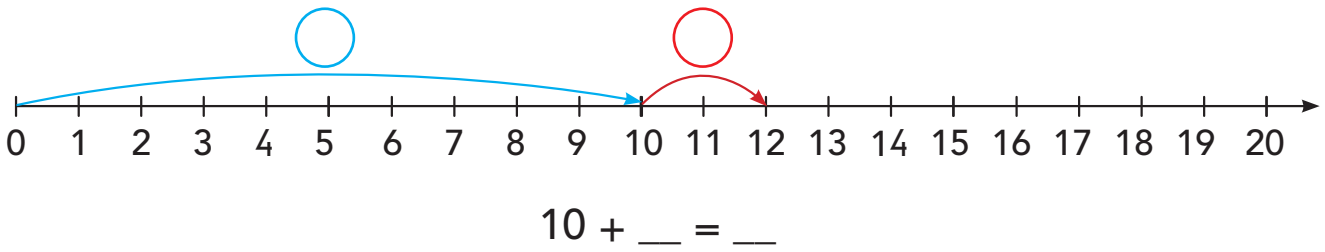


Sot mësova:



Tani është radha jote!

1 Plotëso barazimet me mbledhje.




2 Shkruaj numrat sipas modelit.

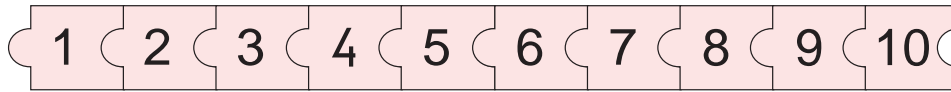
11	11				
12	12				
13	13				
14	14				
15	15				
11	12	13	14	15	
15	14	13	12	11	

4.3

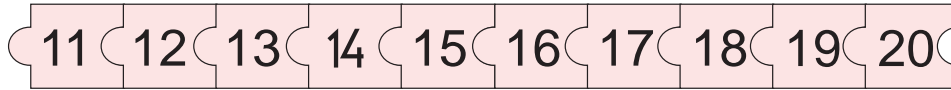
NUMRAT DERI NË 15



11 12 13 14 15

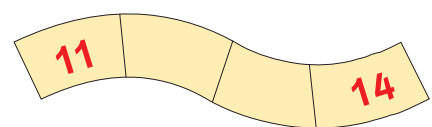
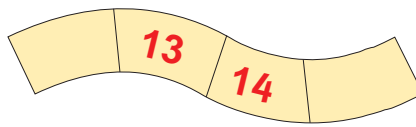
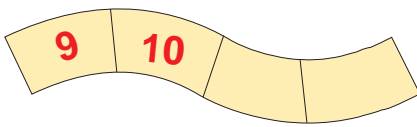


$1 < 2 < 3 < 4 < 5 \dots$



$11 < 12 < 13 < 14 < 15 \dots$

1 Plotëso duke renditur numrat.



2 Krahaso numrat me anë të shenjave $<$ dhe $>$.

$3 > 1$

$2 \bigcirc 5$

$5 \bigcirc 4$

$1 \bigcirc 4$

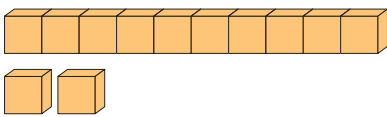
$13 > 11$

$12 \bigcirc 15$

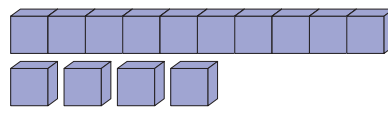
$15 \bigcirc 14$

$11 \bigcirc 14$

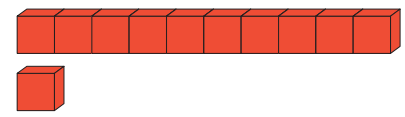
3 Gjej sa kube janë dhe plotëso barazimet.



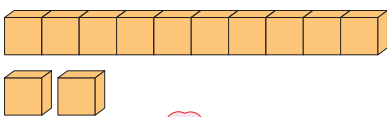
$10 + _ = _$



$_ + _ = _$

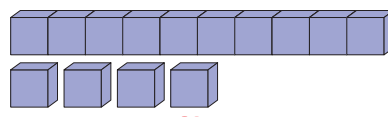


$_ + _ = _$

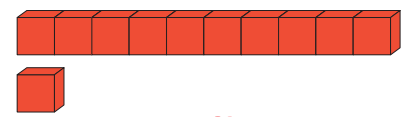


12

$12 = 10 + 2$



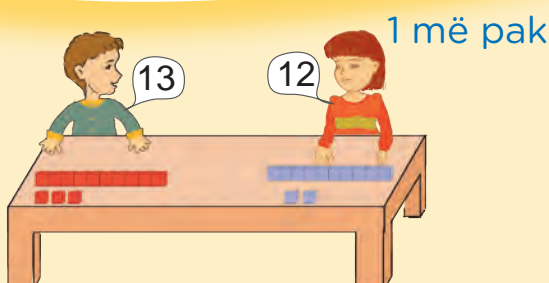
$14 = _ + _$



$_ = _ + _$



Luajmë së bashku!



Sot mësova:

11 12 13 14 15

15 14 13 12 11

Tani është radha jote!

1 Plotëso duke renditur numrat.

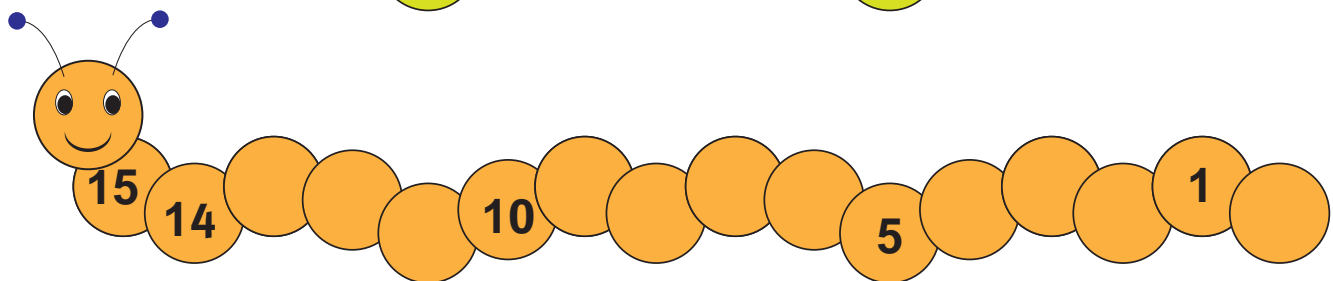
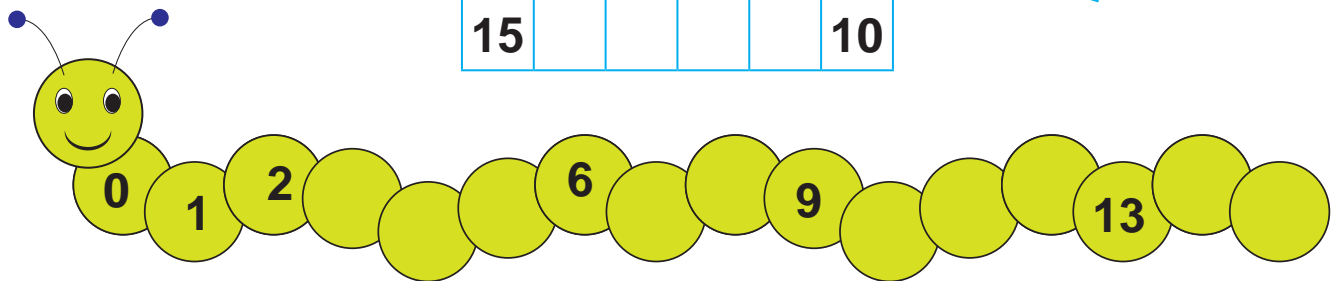
8	9			12
---	---	--	--	----

10			13
----	--	--	----

11		13	14	
----	--	----	----	--

15	14		12	
----	----	--	----	--

15					10
----	--	--	--	--	----



2 Krahaso numrat me anë të shenjave < dhe >.

$13 \bigcirc 14$

$10 \bigcirc 12$

$15 \bigcirc 13$

$12 \bigcirc 14$

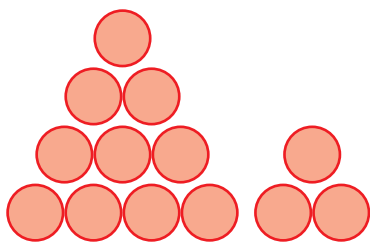
$12 \bigcirc 11$

$11 \bigcirc 10$

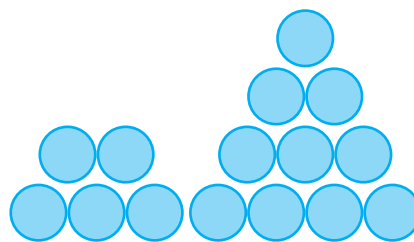
$14 \bigcirc 15$

$15 \bigcirc 12$

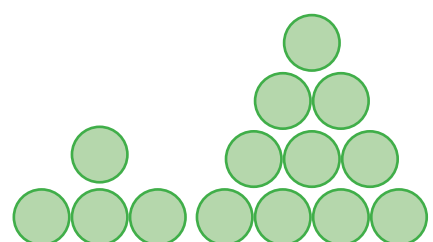
3 Sa toptha janë gjithsej?



$10 + _ = _$



$_ + _ = _$




$_ + _ = _$

4.4

PROBLEMA




1 Gjej sa janë, duke plotësuar barazimet.




Sa zogj janë gjithsej?

$$10 + 4 = \square \text{ zogj}$$




Sa rosa janë gjithsej?

$$10 + \square = \square \text{ rosa}$$



Sa dele janë gjithsej?

$$\square + \square = \square \text{ dele}$$



Sa lepuj janë gjithsej?

$$\square + \square = \square \text{ lepuj}$$



Sa kuaj janë gjithsej?

$$\square + \square = \square \text{ kuaj}$$

4.5

NUMRAT DERI NË 20



11 12 13 14 15 16 17 18 19 20



10

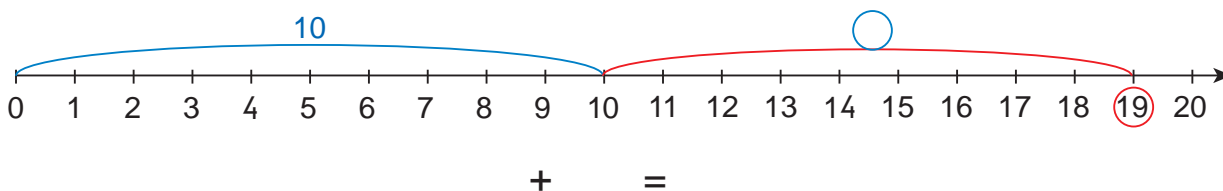
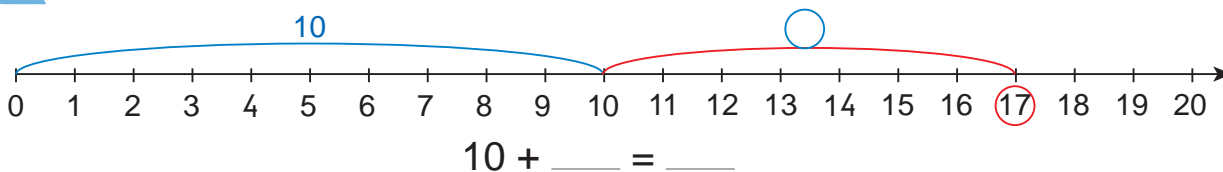


6



$10 + 6 = 16$

1 Shiko mbledhjet në boshtet numerike dhe plotëso barazimet.



2 Ngjyros aq kuti sa tregon numri.

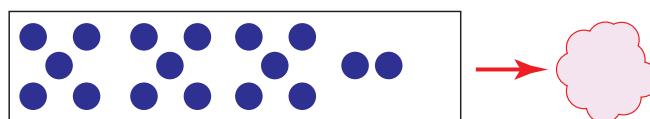

16

18

19

17

3 Shto edhe dy. Sa u bënë?



Luajmë së bashku!





Sot mësova:


11 12 13 14 15
16 17 18 19 20


Tani është radha jote!


1 Ngjyros:

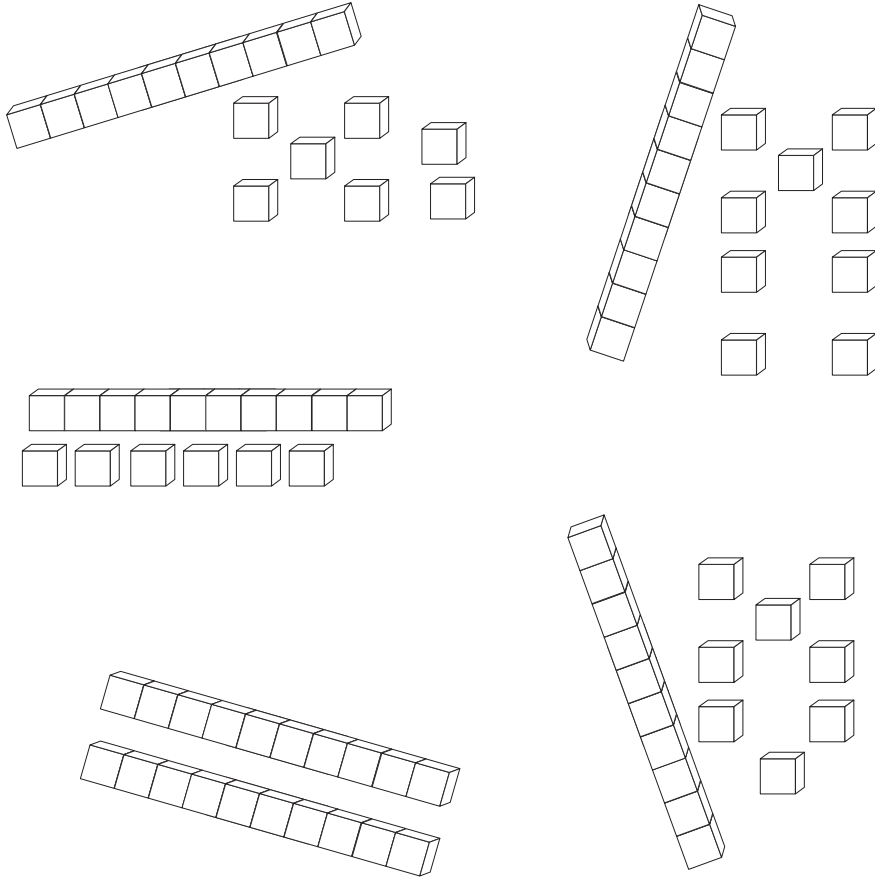
16 → 

17 → 

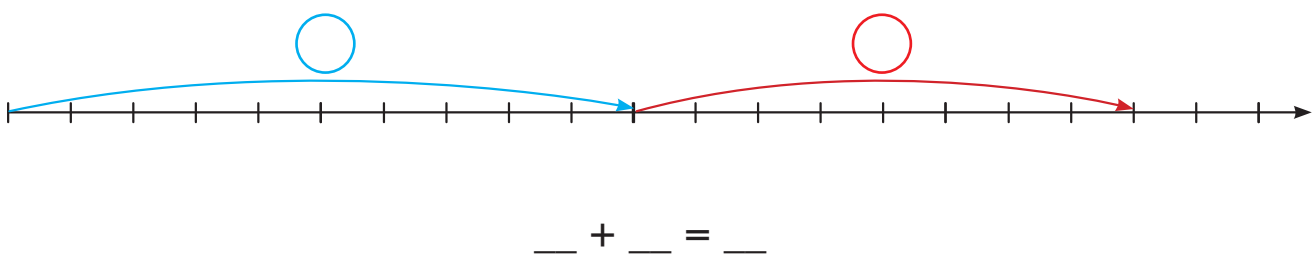
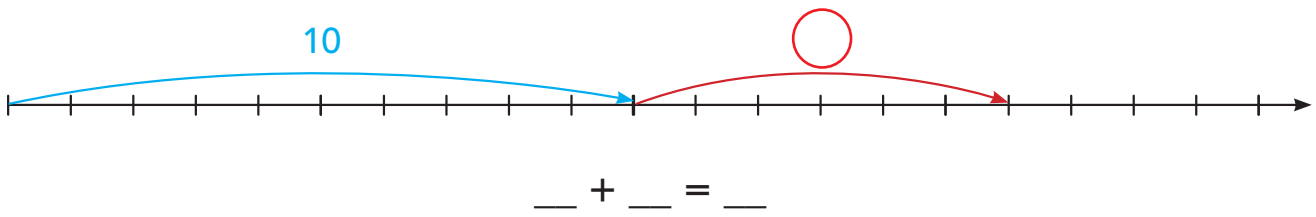
18 → 

19 → 

20 → 




2 Shkruaj numrat në boshtet numerike.
Plotëso barazimet.

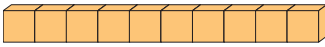
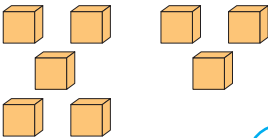




4.6

NUMRAT DERI NË 20

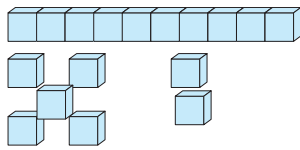


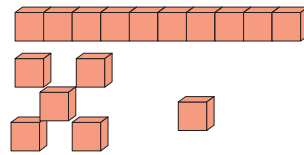
11 12 13 14 15 16 17 18 19 20

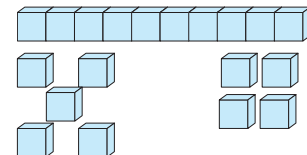
 → 10
 → 8
 $10 + 8 = 18$

 → 10
 → 10
 $10 + 10 = 20$

1 Sa kube janë?


 $10 + \underline{\quad} = \underline{\quad}$
17


 $\underline{\quad} + \underline{\quad} = \underline{\quad}$


 $\underline{\quad} + \underline{\quad} = \underline{\quad}$

2 Plotëso barazimet.

$16 = 10 + \underline{\quad}$

$18 = \underline{\quad} + \underline{\quad}$

$20 = \underline{\quad} + \underline{\quad}$

$13 = 10 + \underline{\quad}$

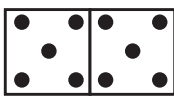

$11 = \underline{\quad} + \underline{\quad}$



$17 = \underline{\quad} + \underline{\quad}$

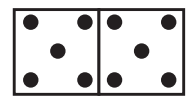

3 Shkruaj numrat.

16	17	18	19	20
16	17	18	19	20

4 Plotëso me pika për të formuar numrin e dhënë.

16



19



17





Luajmë së bashku!



Sot mësova:

16	17	18
10 6	10 7	10 8
19	20	
10 9	10 10	

Tani është radha jote!

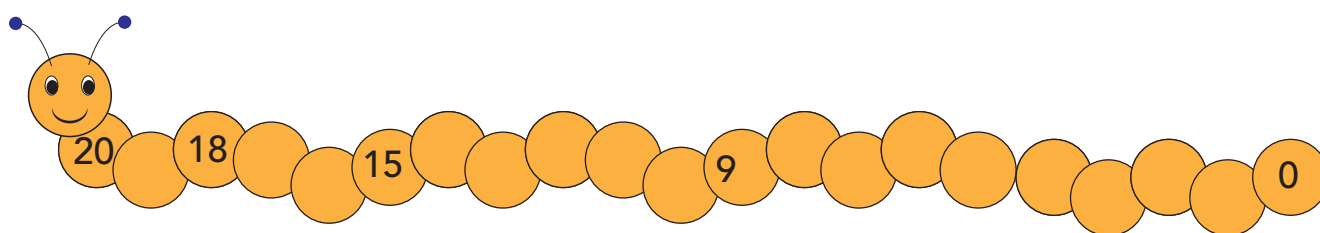
1 Ngjyros rrathë. Plotëso barazimet.

17		19		20		16
$_ + _ = _$		$_ + _ = _$		$_ + _ = _$		$_ + _ = _$

2 Shkruaj numrat sipas modelit.

16	16			
17	17			
18	18			
19	19			
20	20			
16	17	18	19	20
20	19	18	17	16

3 Plotëso me numra, duke i renditur ata.



4.7

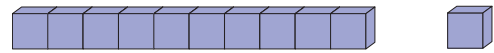
DHJETËSHE DHE NJËSHE



10 vezë
1 dhjetëshe

1 vezë
1 njëshe

Dhjetëshe →

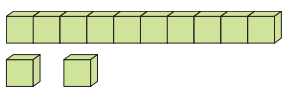


10 kube
1 dhjetëshe

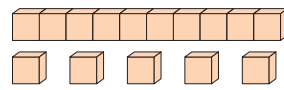
1 kub
1 njëshe

Njëshe →

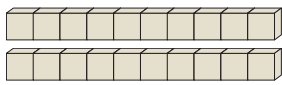
1 Sa dhjetëshe dhe sa njëshe janë?



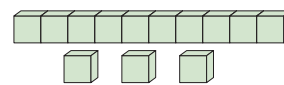
Dh	Nj	12
1	2	



Dh	Nj	15
1	5	



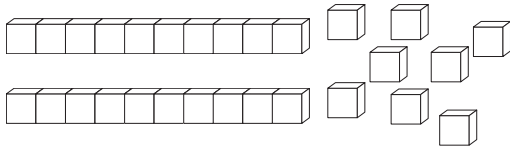
Dh	Nj	20
2	0	



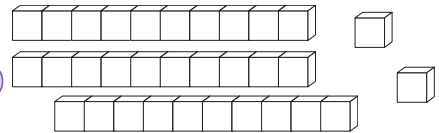
Dh	Nj	13
1	3	

2 Ngjyros aq kube sa tregon numri.

16



20



3 Lidh shumat e njëjta.

1 Dh + 3 Nj

1 Dh + 1 Nj

2 Dh + 0 Nj

1 Dh + 7 Nj

11

12

13

14

15

16

17

18

19

20

4 Plotëso barazimet.

$12 = 1 \text{ Dh} + \underline{\quad} \text{ Nj}$

$14 = \underline{\quad} \text{ Dh} + \underline{\quad} \text{ Nj}$

$15 = \underline{\quad} \text{ Dh} + \underline{\quad} \text{ Nj}$

$16 = \underline{\quad} \text{ Dh} + \underline{\quad} \text{ Nj}$

$18 = \underline{\quad} \text{ Dh} + \underline{\quad} \text{ Nj}$

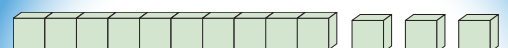
$20 = \underline{\quad} \text{ Dh} + \underline{\quad} \text{ Nj}$



Luajmë së bashku!



sot mësova:



1 Dhjetëshe

3 Njëshe

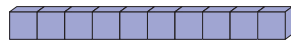
13

4.8

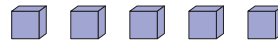
DHJETËSHE DHE NJËSHE



Dhjetëshe →



1 Dhjetëshe



5 Njëshe

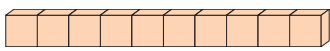
Dh	Nj
1	5

$$1 \text{ Dh} + 5 \text{ Nj} = 15 \text{ Nj}$$

$$10 + 5 = 15$$

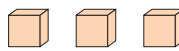
Njëshe →

1 Sa njëshe janë gjithsej?

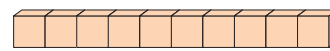


1 Dhjetëshe

$$1 \text{ Dh} + \text{---} \text{ Nj} = \text{---} \text{ Nj}$$

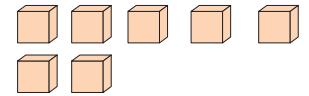


--- Njëshe



--- Dhjetëshe

$$\text{---} \text{ Dh} + \text{---} \text{ Nj} = \text{---} \text{ Nj}$$



--- Njëshe

13

2 Gjej numrin. Plotëso barazimet.



$$12 = 1 \text{ Dh} + 2 \text{ Nj}$$

$$12 = 10 + 2$$



$$\square = \text{---} \text{ Dh} + \text{---} \text{ Nj}$$

$$\square = \text{---} + \text{---}$$



$$\square = \text{---} \text{ Dh} + \text{---} \text{ Nj}$$

$$\square = \text{---} + \text{---}$$

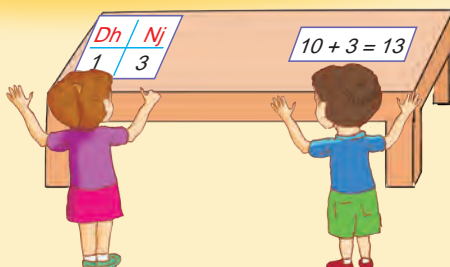
3 Plotëso tabelat.

1 Dh	4 Nj	14
1 Dh	1 Nj	
1 Dh	8 Nj	

17	--- Dh	--- Nj
20	--- Dh	--- Nj
13	--- Dh	--- Nj



Luajmë së bashku!



Sot mësova:

Dh	Nj
1	4



$$1 \text{ Dh} + 4 \text{ Nj} = 14 \text{ Nj}$$

$$10 + 4 = 14$$



Tani është radha jote!

1 Ngjyros rathë, për të formuar numrin.

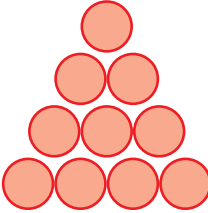

Sa dhjetëshe dhe sa njëshe janë?

14 


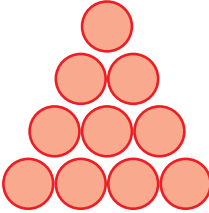

Dh	Nj
1	—

16 



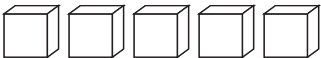


Dh	Nj
—	—

19 




Dh	Nj
—	—

17 


Dh	Nj
—	—

15 




Dh	Nj
—	—

20 


Dh	Nj
—	—

2 Plotëso tabelat.

Numri	Dhjetëshe	Njëshe
12		
9		
11		
20		
18		


Dhjetëshe	Njëshe	Numri
1	3	
1	7	
2	0	
0	8	
1	6	



1 Sa fruta janë gjithsej në secilin grup?




$$10 + \square = \square \text{ mollë}$$




$$10 - \square = \square \text{ banane}$$



$$\square - \square = \square \text{ qershi}$$



$$\square - \square = \square \text{ portokaj}$$



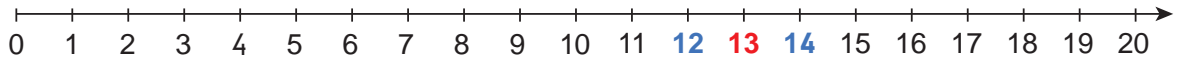
$$\square - \square = \square \text{ dardha}$$

4.10

PARA... PAS... NDËRMJET...



Para... Pas...

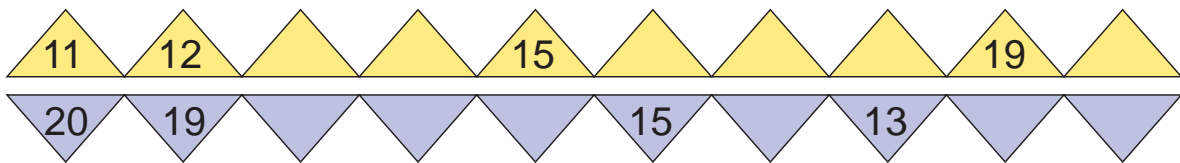


13 është pas 12 dhe para 14.


13 është ndërmjet 12 dhe 14.

Ndërmjet

1 Plotëso duke numëruar.



2 Gjej numrin që vjen pas ose para numrit të dhënë.



3 Plotëso tabelën.

Para		Pas
	14	
	11	
	18	

Para		Pas
	19	
	12	
	16	

4 Ngjyros:



numrin pas 8

numrin pas 11

numrin pas 17

numrin pas 13

numrin para 7

numrin para 11

numrin para 17

numrin para 20

5 Ngjyros gjethen "ndërmjet" në secilin grup.

me 





me 

me 






• Ngjyrosi gjethet e tjera sipas dëshirës.

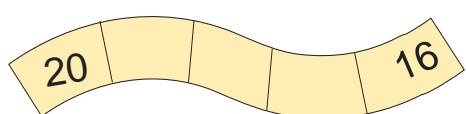
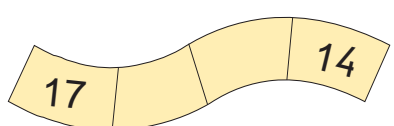
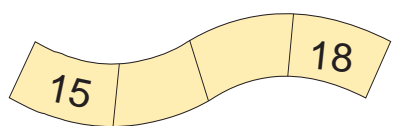
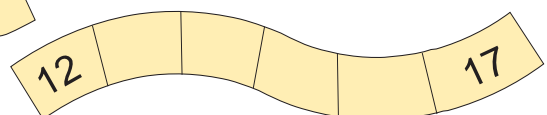
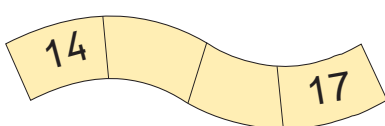
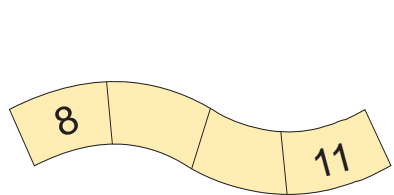
6 Shkruaj numrin "ndërmjet" në çdo grup.



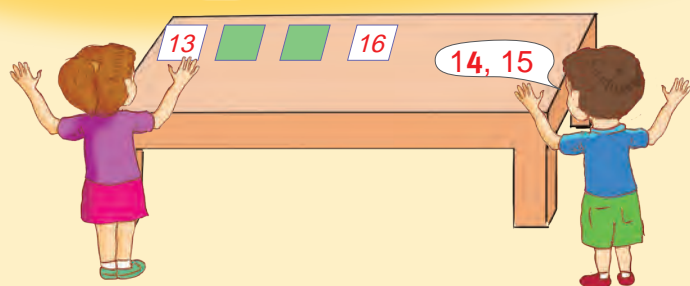
7 Ngjyros mollën që tregon numrin ndërmjet.



8 Plotëso duke renditur numrat.



Luajmë së bashku!


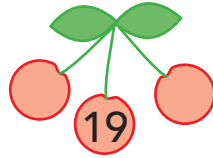
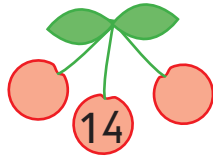
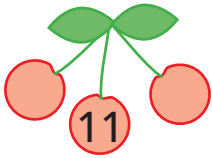
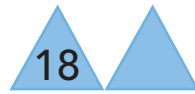


Sot mësova:

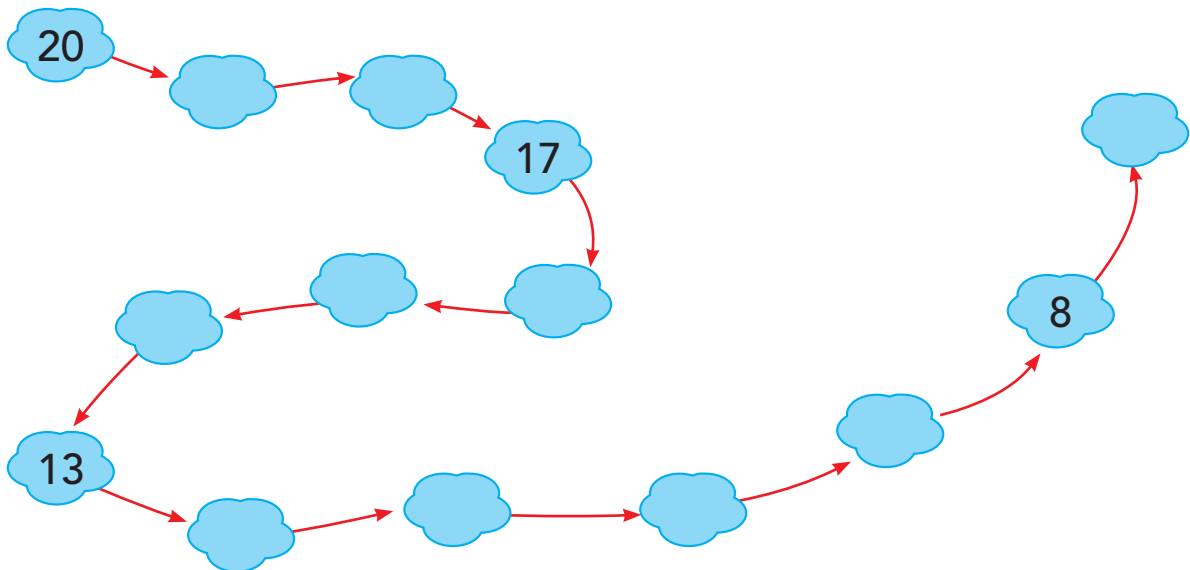
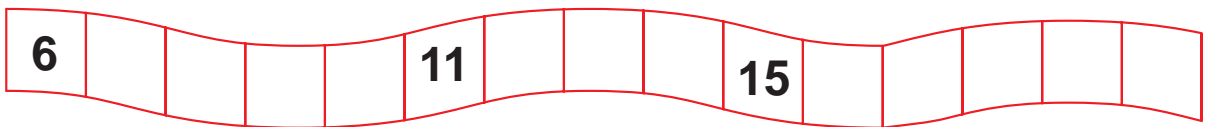
12	13	14
Para	Ndërmjet	Pas

Tani është radha jote!

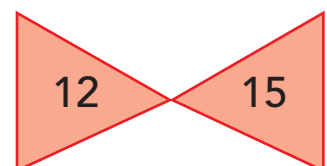
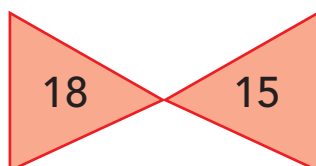
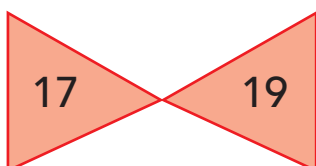
1 Plotëso me numrin që ndodhet **para** ose **pas** numrit të dhënë.




2 Shkruaj numrat që mungojnë.



3 Ngjyros numrat që ndodhen ndërmjet numrave të dhënë.





14

12

Më i vogël

16

20

Më i madh

- 1 Ngjyros me numrin më të madh në çdo grup lulesh.
Ngjyros me numrin më të vogël në çdo grup lulesh.

- 2 Shkruaj numrat nga më i madhi te më i vogli.

9

13
11

17

6

18
14

12

____, ____ , ____ , ____

____, ____ , ____ , ____ , ____

- 3 Plotëso me shenjat >, < ose me numra.

12 < 13	16 > ____	20 ○ 19	____ < ____
11 ○ 9	8 < ____	14 ○ 17	____ > ____



Luajmë së bashku!

- Shkruaj një numër në një fletë.
- Kërkoji shokut ose shoqes të shkruajë një numër më të madh ose më të vogël në një fletë tjetër.

Sot mësova:

11

16

12

19

14

11 < 19
19 > 11

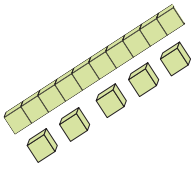
4.12

KRAHASIMI I NUMRAVE



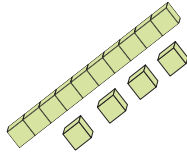
Më i madh

15



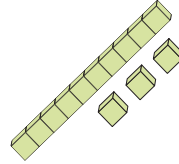
15

14



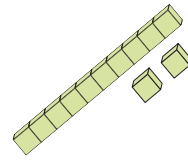
14

13



13

12



12

Më i vogël

1 Gjeji numrat dhe krahasoji ata.

14 është më i madh se 13. $14 > \underline{\quad}$

17 është më i vogël se . ○

16 është më i madh se . ○

2 Gjej:

3 numra më të mëdhenj se 12 \longrightarrow

3 numra më të vegjël se 17 \longrightarrow

3 numra më të vegjël se 14 \longrightarrow

3 Renditi numrat dhe krahasoji ata.

• Nga më i madhi, te më i vogli

• Nga më i vogli, te më i madhi

10
13 15 18

 $>$ ○

12
16 20 14

 $<$ ○

4 Plotëso me numra sipas radhës dhe krahasoji ata.



 ○



 ○



Luajmë së bashku!

- Luaj me shokun ose shoqen, si në ushtrimin 4.
- Përdor letrat e numrave dhe të shenjave.

Sot mësova:

15



13


19

$13 < 15 < 19$

$19 > 15 > 13$

Tani është radha jote!

- 1 Ngjyros me  numrin më të madh në çdo grup figurash.
Ngjyros me  numrin më të vogël në çdo grup figurash.



- 2 • Shkruaj numrat e tullumbaceve nga më i vogli te më i madhi.

_____.

- Shkruaj numrat e flamujve nga më i madhi te më i vogli.

_____.

- Vrojto numrat e pakove. Shkruaj sipas radhës numrat që ndodhen ndërmjet numrit më të madh dhe numrit më të vogël.

_____.

- 3 Krahaso numrat.

$13 \bigcirc 14$

$16 \bigcirc 15$

$17 \bigcirc 20$

$18 \bigcirc 19$

$11 \bigcirc 12$

$10 \bigcirc 13$

- 4 Plotëso me numra.

$12 < _ \quad _ > _$

$15 > _ \quad _ < _$

$17 < _ \quad _ > _$

4.13

NUMËRIMI DUKE SHTUAR



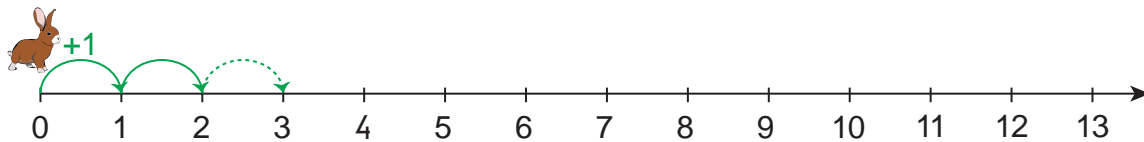
Numërimi në rritje

Numërimi **para me nga 1** \longrightarrow 13, 14, 15, 16, 17

Numërimi **para me nga 2** \longrightarrow 6, 8, 10, 12, 14

1 Vrojto boshtet numerike. Vazhdo të vizatosh kërcimin e lepurit dhe plotëso.

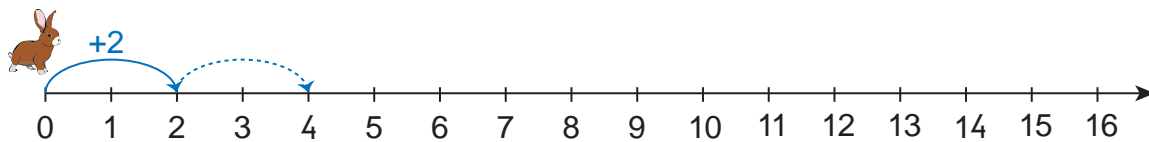
● Kërcimi i parë



Lepuri ndalon te numrat:

1, 2, ...

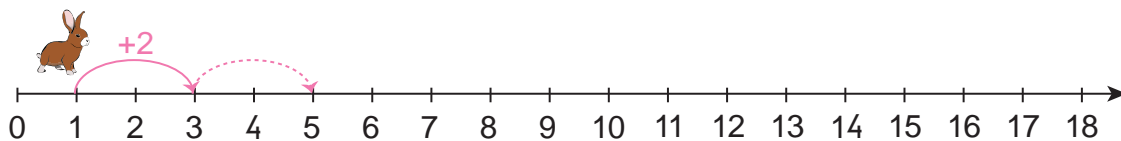
● Kërcimi i dytë



Lepuri ndalon te numrat:

2, 4, ...

● Kërcimi i tretë




Lepuri ndalon te numrat:

3, 5, ...



Luani së bashku!

• Bashkë me shokët dhe shoqet, luani në oborrin e shkollës lojën "Kërcimi i lepurit".



Sot mësova:

+1 +1 +1 +1
9, 10, 11, 12, 13...

+2 +2 +2 +2
8, 10, 12, 14, 16...

4.14

NUMËRIMI DUKE HEQUR



Numërimi në zbritje

Numërimi **mbrapsht me nga 1:**

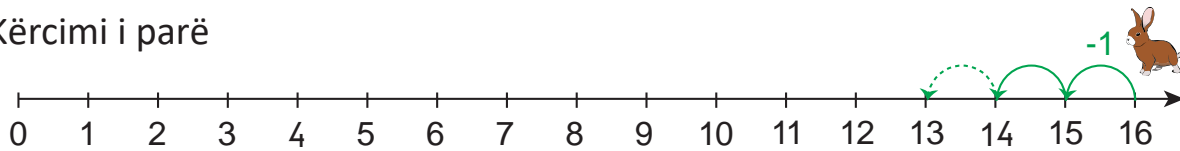
17, 16, 15, 14, 13, 12, 11, 10, ...

Numërimi **mbrapsht me nga 2:**

16, 14, 12, 10, 8, 6, 4, ...

1 Vrojto boshtet numerike. Vazhdo të vizatosh kërcimin e lepurit dhe plotëso.

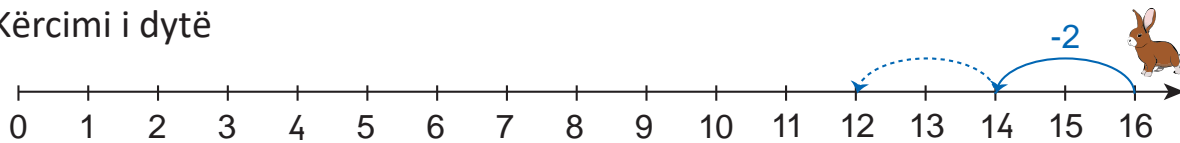
● Kërcimi i parë



Lepuri ndaloi te numrat:

15, 14, ...

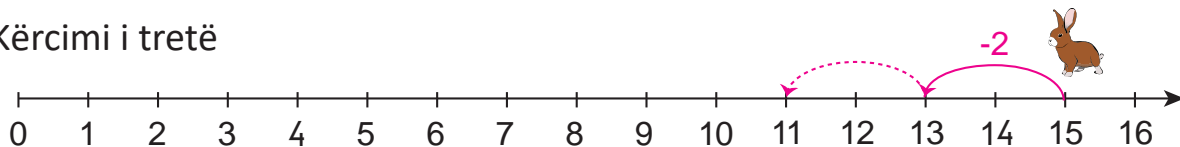
● Kërcimi i dytë



Lepuri ndaloi te numrat:

14, 12,

● Kërcimi i tretë



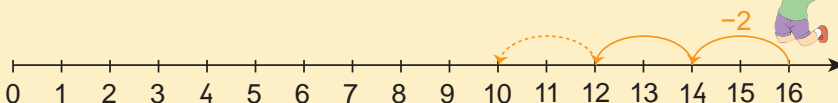
Lepuri ndaloi te numrat:

13, 11,



Luajmë së bashku!

- Bashkë me shokët dhe shoqet, luani në oborrin e shkollës.



Sot mësova:

-1 -1 -1 -1
15, 14, 13, 12, 11...

-2 -2 -2 -2
14, 12, 10, 8, 6...

4.15

NUMËRIMI DERI NË 20

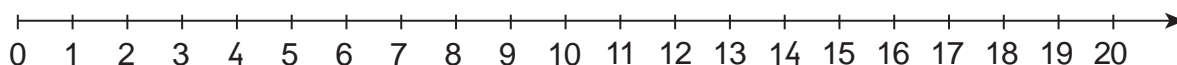


Shto 1. Shto 2.

$+1$
 (11) (12) (13) Numërojmë **duke shtuar nga 1.**

-1
 (19) (18) (17) Numërojmë **duke hequr nga 1.**

Hiq 1. Hiq 2.



1 Shiko rregullën në çdo varg numrash. Plotëso.

$+1$
 (7) (8) () () (11) () () () () () (17) () () ()

$+2$
 (6) (8) () () (14) () () ()

-1
 (18) (17) () () (14) (13) () () (10) () () () ()

-2
 (20) (18) (16) () () (10) () ()


\square
 (8) () (10) () () () () () () ()

\square
 () (12) (13) () () ()



Luajmë së bashku!

- Përdor me shokun ose shoqen, 4 letra për të numëruar në rritje ose në zbritje.



Sot mësova:

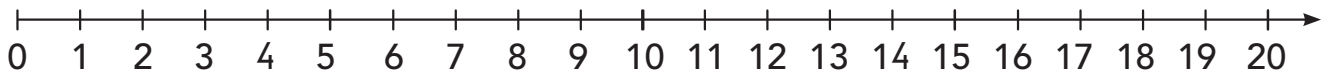
$+1$
 (14) (15)

$+2$
 (17) (19)

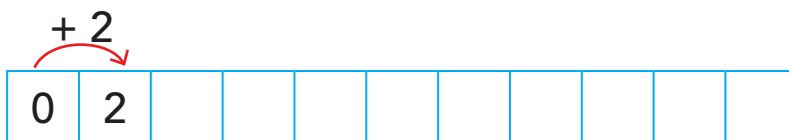

-1
 (16) (15)

-2
 (14) (12)

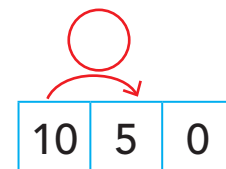
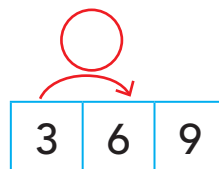
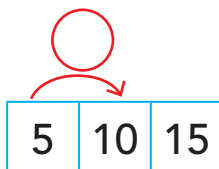
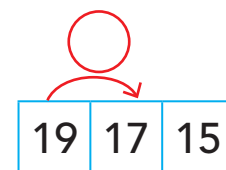
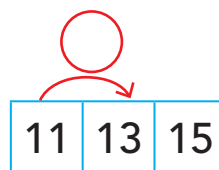
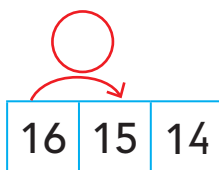
Tani është radha jote!



1 Plotëso sipas rregullës së dhënë.



2 Zbulo rregullën dhe plotëso.



3 Zbulo rregullën dhe plotëso kutizat me numrat që mungojnë.



Fjalori

(i) barabartë	kur një gjë ose numër ka të njëjtën vlerë me një tjetër.
barazim	shënim me numra dhe shenja të veprimeve matematikore, që ka dy anë me vlerë të barabartë ndërmjet tyre.
bosht numerik	vijë e drejtë, me ndarje të barabarta, ku shënohen numra të radhitur.
dhjetëshe	një grup prej dhjetë njësisish; një dhjetëshe mbaron me zero.
gjithsej	duke i përfshirë të gjitha, si shumë e përbashkët.
i zbritshmi	numri nga i cili zbritet një numër tjetër.
krahaso	shqyrto njerëz, sende, numra etj., për të kuptuar ngjashmëritë dhe dallimet mes tyre.
mbetje	ajo që mbetet nga një e tërë, pasi kemi hequr një pjesë të saj.
mbledh	bashkimi i dy ose më shumë numrave apo i sasive, për të formuar një numër ose sasi më të madhe.
mbledhje	veprim në matematikë, nëpërmjet të cilit gjejmë shumën e dy ose më shumë numrave.
mbledhor	kështu quhet çdo numër që mblidhet me një numër tjetër.
minus	shenjë që tregon se duhet të heqim ose të zbresim një numër.
më pak	sasi apo masë më e vogël se ajo që përmendet më parë.
më shumë	sasi apo masë më e madhe se ajo që përmendet më parë.
ndryshim	përfundimi i zbritjes së numrave.
ndërmjet	në mes të dy numrave, dy objekteve etj.
njësi	emërtim tjetër për njëshet.

numër	shenjë ose simbol, me të cilin numërojmë dhe përcaktojmë sasinë e sendeve.
numëroj	gjej numrin, sasinë a shumën për një sasi të caktuar.
para	përpara në radhë, në kohë, përballë diçkaje apo dikujt, e cila shihet lehtësisht.
pas	mbrapa në radhë, në kohë, mbrapa diçkaje apo dikujt që arrin ta shohësh.
plus	shenjë që tregon se duhet të mbledhim.
po aq (sa)	në po atë sasi apo masë që përmendet më parë.
përgjigje	përfundimi që del nga zgjidhja e një ushtrimi apo probleme matematikore.
rendit	mënyrë e vendosjes së numrave ose informacioneve për të treguar si lidhen me njëri-tjetrin.
rretho	shëno një vijë të lakuar, të mbyllur, përreth një ose disa elementeve.
shenjë	vizatim, simbol ose figurë e vogël që përdoret për të treguar diçka.
shifër	secili prej dhjetë simboleve të numrave: 0, 1, 2, 3, 4, 5, 6, 7, 8, 9.
shumë	përfundimi që del nga mbledhja e dy ose më shumë numrave.
varg numerik	numra të radhitur në rendin rritës ose zbritës.
veprim	kështu quhen në matematikë mbledhja, zbritja, shumëzimi dhe pjesëtimi i numrave.
zbres	heq një ose më shumë numra apo sasi, për të formuar një numër apo sasi më të vogël.
zbritje	veprim në matematikë, nëpërmjet të cilit gjejmë ndryshimin e dy ose më shumë numrave.
zbritës	numër që zbritet nga një numër tjetër.

Referenca

- Korniza Kurrikulare e Arsimit Parauniversitar të Republikës së Kosovës (e rishikuar), Prishtinë, gusht 2016
- Kurrikula Bërthamë e Arsimit Fillor të Kosovës, gusht 2016
- Kurrikula lëndore/programi mësimor për lëndën *Matematika 1*, gusht 2018
- Ministria e Arsimit, Shkencës, Teknologjisë dhe Inovacionit, Udhëzues për zbatimin e kurrikulës, i rishikuar, prill 2018
- Dr.sc. Q. Haxhibeqiri, Mr.sc. M. Mula, Mr.sc. R. Limani, me mbështetjen e Dr. J. Schroeder - *Matematika dhe mësimdhënia e matematikës*, Prishtinë, prill 2012
- K. Dedej – Mësimi i matematikës në shkollë: Përmbledhje artikujsh, Tiranë, 1980
- G. D. Borich – Metodologjia e mësimdhënies, 2003
- Germana Taboga: *Capisco Matematica* - coordinamento Lorenzo Taffarel, Pierina Furlan; Casa editrice Tredieci, 2010
- Giles Clare: *Addition and Subtraction Age 5-6* (Progres with Oxford) – Oxford University Press, 2018
- L. Vaughn, C. MacDonald – Fuqia e të menduarit, 2014
- Ch. Temple, A. Crawford, W. Saul, S. R. Mathews, J. Makinser – Strategji të mësimdhënies dhe të të nxënimit për klasat mendimtare, 2011
- Matematika dhe mësimdhënia e matematikës, Udhëzues për klasat 1-5, GIZKEC, 2012
- BEP/MASHT, Vlerësimi formativ, 2013
- Vlerësimi sipas kurrikulës së bazuar në kompetenca, Udhëzues për mësimdhënës, MASHT/ USAID, botimi i parë, korrik 2016
- S. McNamara, G. Moreton – Të kuptuarit e të qenit ndryshe, Londër, 1997

